

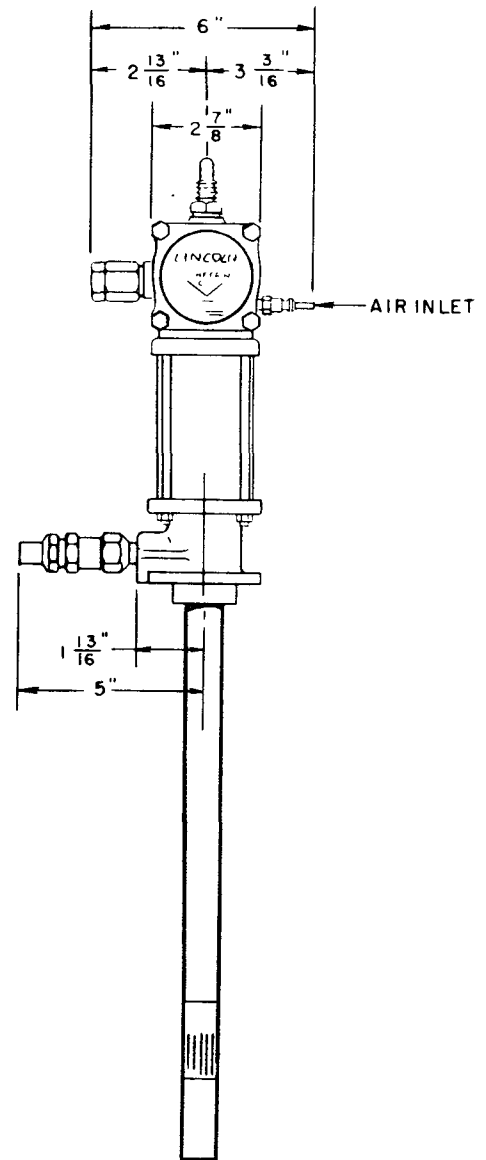
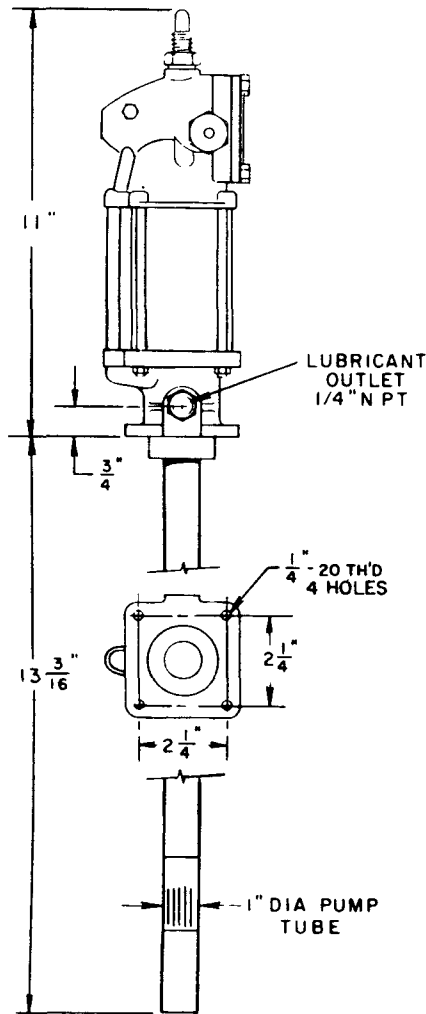
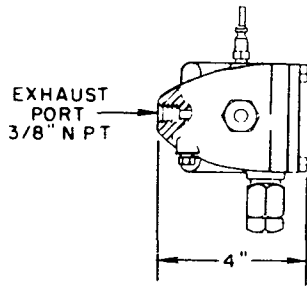
# 2-1/2" AIRMOTOR OPERATED HYDRAULIC PUMPS

Models 200025  
200026  
200027

Series "F"

## GENERAL DIMENSIONS

**WARNING**  
DO NOT OPERATE  
THESE UNITS WITH  
COMBUSTIBLE GAS

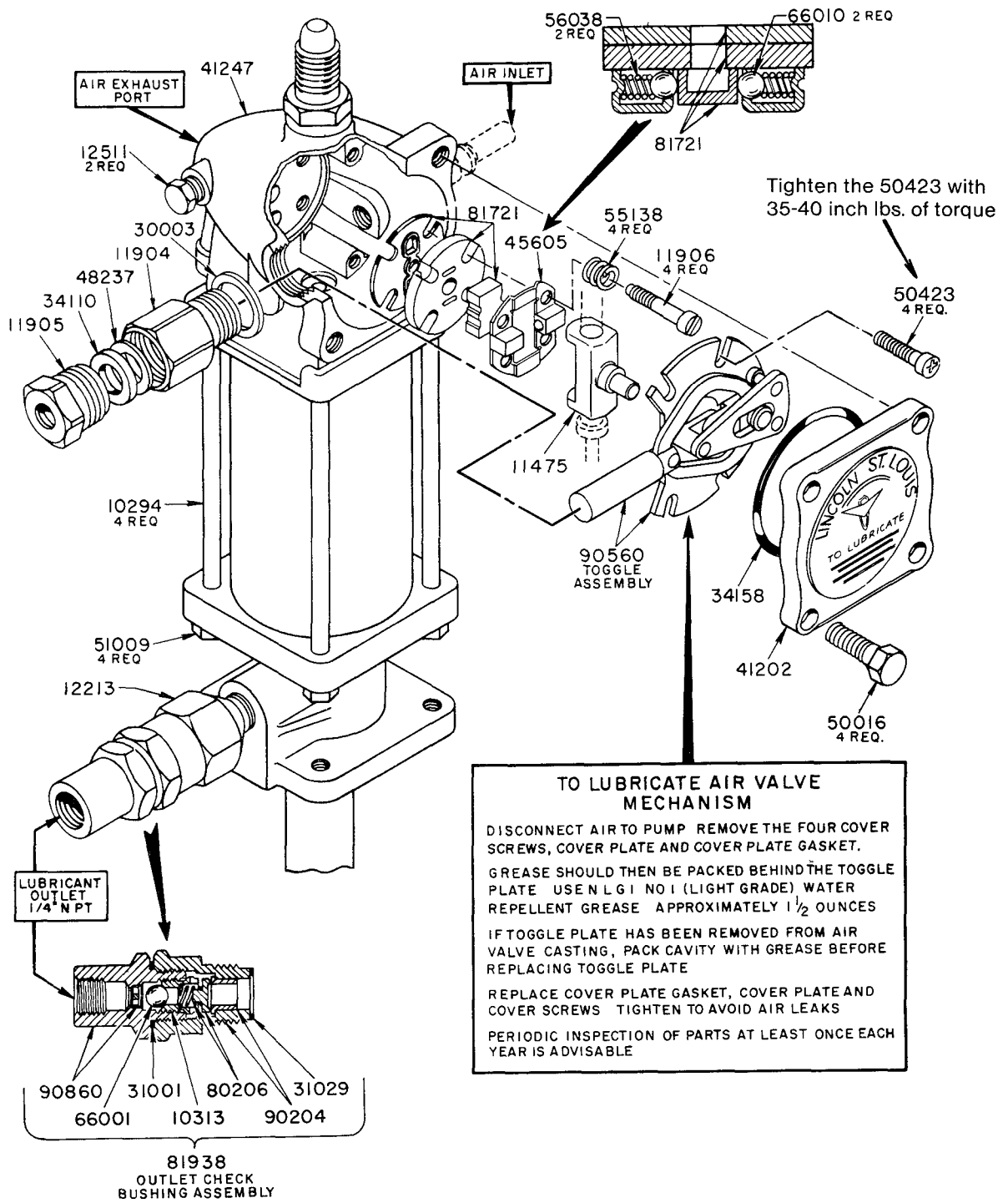
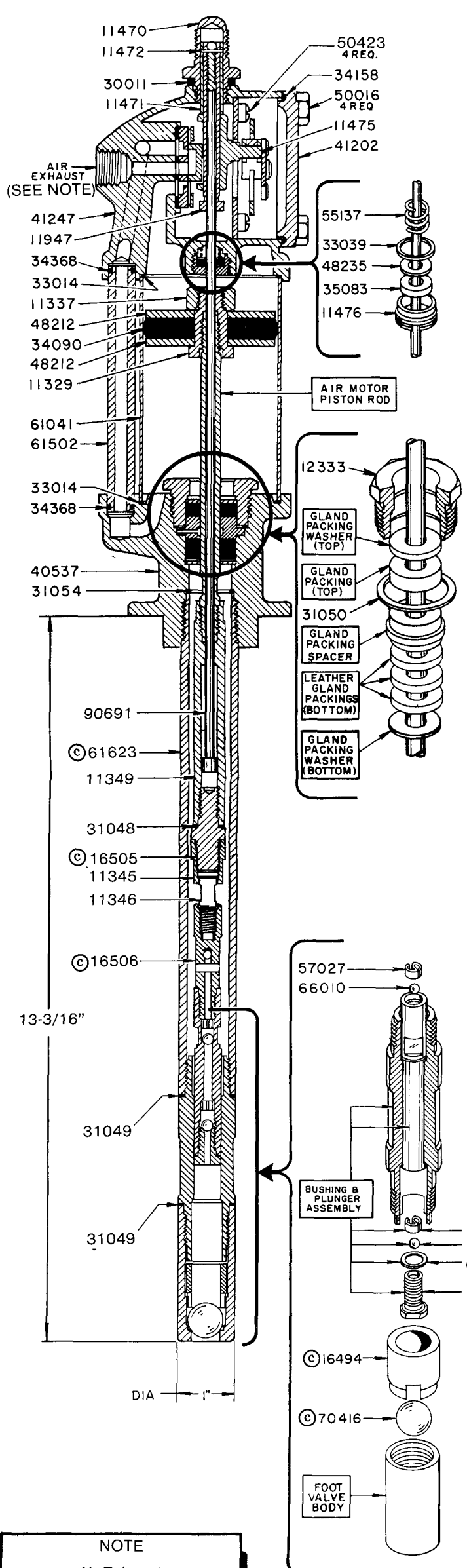


**LINCOLN**

One Lincoln Way St. Louis, Missouri 63120-1578  
(314) 679-4200 Telex 44881

SECTION -A21  
PAGE -5D

Ⓢ Indicates change



**TO LUBRICATE AIR VALVE MECHANISM**

DISCONNECT AIR TO PUMP. REMOVE THE FOUR COVER SCREWS, COVER PLATE AND COVER PLATE GASKET. GREASE SHOULD THEN BE PACKED BEHIND THE TOGGLE PLATE. USE LG1 NO1 (LIGHT GRADE) WATER REPELLENT GREASE APPROXIMATELY 1/2 OUNCES.

IF TOGGLE PLATE HAS BEEN REMOVED FROM AIR VALVE CASTING, PACK CAVITY WITH GREASE BEFORE REPLACING TOGGLE PLATE.

REPLACE COVER PLATE GASKET, COVER PLATE AND COVER SCREWS. TIGHTEN TO AVOID AIR LEAKS.

PERIODIC INSPECTION OF PARTS AT LEAST ONCE EACH YEAR IS ADVISABLE.

## 2-1/2" DIA. AIRMOTOR HYDRAULIC PUMPS

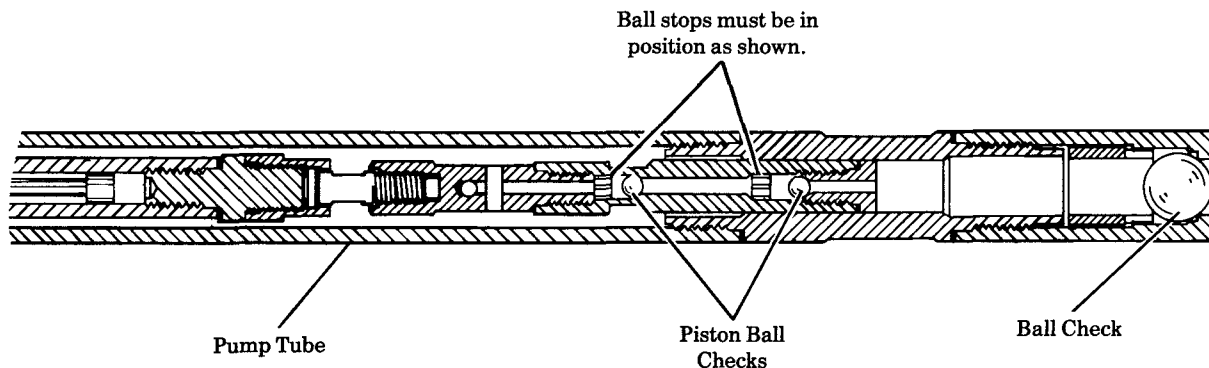
The 31092 Check Seat Gasket used with 91310 & 90859.  
The 31047 Check Seat Gasket used with 92059.

BASIC PUMP NO	GLAND PACKING WASHER (TOP)	GLAND PACKING (TOP)	GLAND PACKING SPACER	LEATHER GLAND PACKINGS (BOTTOM)	GLAND PACKING WASHER (BOTTOM)	AIR MOTOR PISTON ROD	BUSHING & PLUNGER ASSEMBLY	FOOT VALVE BODY	PUMP SERIES	PUMP RATIO
200025	48268	34180	11330	35077L	48213	11340	91310	Ⓢ16495	F	44 to 1
200026	48268	34180	11330	35077L	48213	11340	90859	Ⓢ16496	F	70 to 1
200027	48328	34233	13916	35122L	48327	12757	92059	Ⓢ16496	F	85 to 1

**NOTE**  
Air Exhaust  
DO NOT PLUG this port.  
Threaded for use with optional  
muffler equipment.

## SERVICE INSTRUCTIONS

LUBRICATE AIR VALVE ONCE EACH YEAR. REFER TO INSTRUCTION NOTE ON INSIDE PAGE.



## SERVICE OF LOWER PUMP TUBE ASSEMBLY

Loss of pressure, volume or continuous operation of pump when not in normal use indicates;

Foreign material lodged under piston ball checks or ball check. To correct this condition, the piston ball checks and ball check should be removed and cleaned thoroughly.

## SERVICE PARTS

PART	QUAN.	DESCRIPTION	PART	QUAN.	DESCRIPTION
10294	4	Tie rod	33039	1	Packing nut gasket
10313	1	Ball check seat	34090	1	Air piston packing
11329	1	Air piston bolt	34110	1	Plunger packing
11337	1	Air piston nut	34158	1	Cover gasket
11345	1	Coupling nut	34368	2	O-ring
11346	1	Coupling stud	35083	1	Trip rod packing
11349	1	Piston rod connector	40537	1	Outlet body
11470	1	Valve cap	41202	1	Cover casting
11471	1	Trip rod collar	41247	1	Air valve casting
11472	1	Trip rod pin	45605	1	Valve guide plate
11475	1	Trip shoe	48212	2	Air piston washer
11476	1	Trip rod packing nut	48235	1	Packing washer
11904	1	Packing nut	48237	1	Plunger packing washer
11905	1	Packing cap	50016	4	Valve cover screw
11906	4	Valve seat bolt	50423	4	Toggle plate screw
11947	1	Trip sleeve	51009	4	Tie rod nut
12206	1	Check seat	55137	1	Trip rod packing spring
12213	1	Adapter	55138	4	Valve seat spring
12333	1	Gland packing nut	56038	2	Spring
12511	2	Pipe plug	57027	2	Ball stop
16494	1	Check stop	61041	1	Air cylinder
16505	1	Coupling adapter	61502	1	Air passage tube
16506	1	Connecting adapter	61623	1	Pump tube
30003	1	Packing nut gasket	66001	1	Steel ball
30011	1	Valve cap gasket	66010	4	Equalizer ball
31001	1	Gasket	70416	1	Ball check
31029	1	Gasket	80206	1	Pump check disc ass'y
31047	1	Check seat gasket	81721	1	Valve slide, seat & gasket
31048	1	Connector gasket	81938	1	Outlet check ass'y
31049	2	Bushing gasket	90204	1	Outlet check bushing
31050	1	Gland gasket	90560	1	Toggle plate ass'y
31054	1	Pump tube gasket	90691	1	Trip rod ass'y
31092	1	Check seat gasket	90860	1	Outlet connector
33014	2	Air cylinder gasket			

### RETAIN THIS INFORMATION FOR FUTURE REFERENCE

When ordering replacement parts, list: Part Number, Description, Model Number, and Series Letter.

LINCOLN provides a Distributor Network that stocks equipment and replacement parts.

A list of Authorized Service Departments will be furnished upon request.