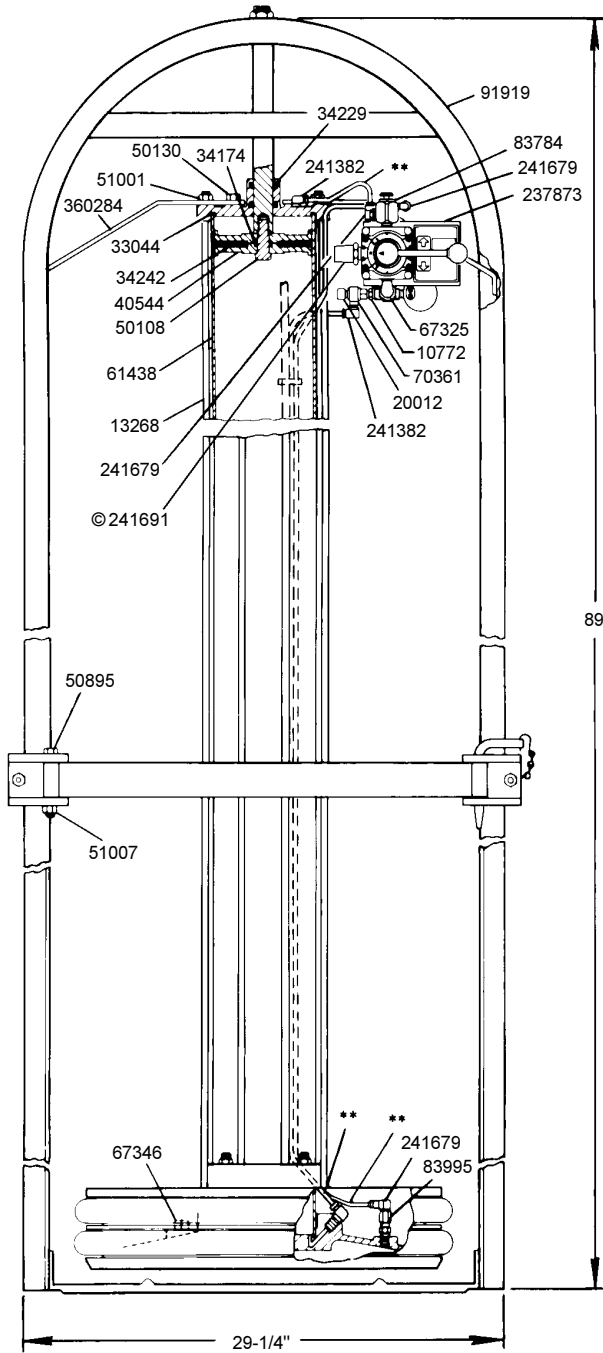


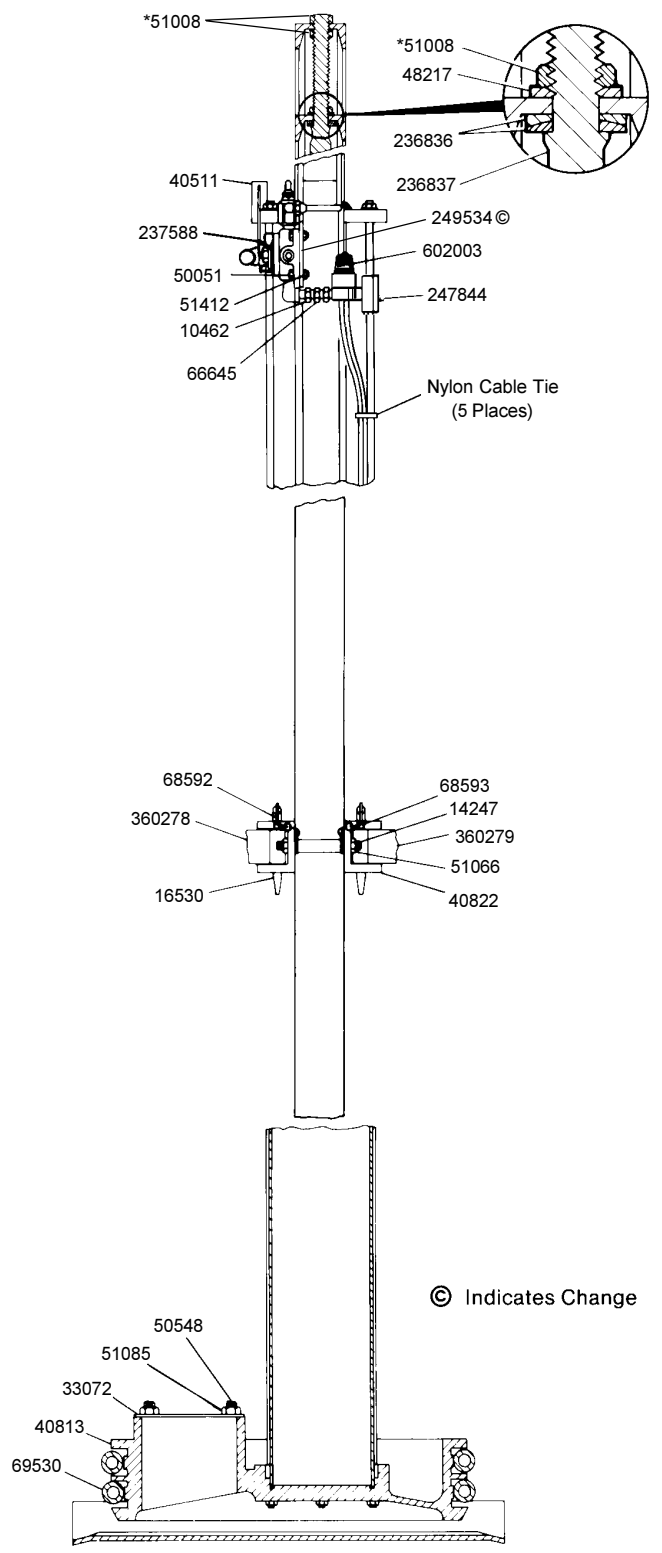
400 LB. DRUM SIZE



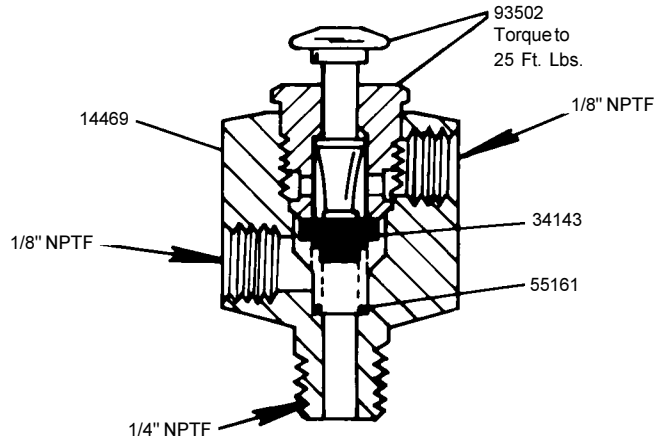
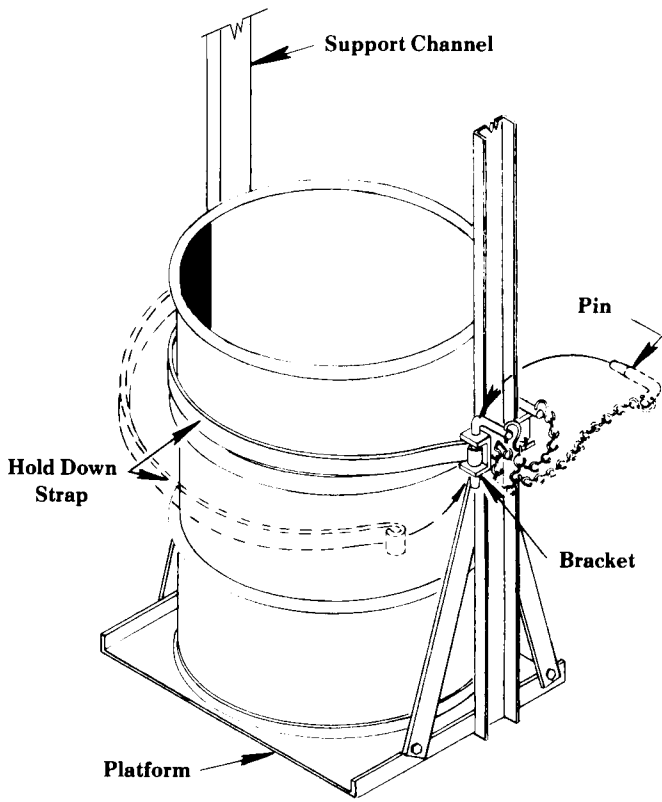
89"

*NOTE: Before tightening the 51008 Nuts make certain that the follower is centered between the legs of the frame. Tighten the lower nut first and then simultaneously tighten the upper two nuts.

**NOTE: 1/4" O.D. x .062" wall, polyethylene tubing.
Min. burst pressure - 400 psi.
Min. working pressure - 150 psi.
Cut to required length.



© Indicates Change



83784 AIR VALVE

TO INSTALL DRUM

Remove pin from bracket on support channel and swing hold down strap out.

Place drum on platform against the hold down strap that is still in position. Strap acts as a guide allowing drum to be positioned directly under the wiper. When drum is in place, clamp free end of strap.

As the pump and wiper are raised, the hold down strap will keep drum from lifting off the platform.

© Indicates Change

SERVICE PARTS

Part	Qty.	Description	Part	Qty.	Description
10462	1	Nipple	51085	4	Nut
10772	1	Nipple	51412	4	Nut
13268	6	Tie rod	55161	1	Spring
14247	2	Stud	61438	1	Air cylinder
14469	1	Valve body	66645	1	Adapter union
16530	2	Pin	67325	1	Elbow
20012	1	Elbow	67346	1	Plug
33044	2	Gasket	68592	4	S-hook
33072	1	Gasket	68593	2	Jack chain
34143	1	Packing	69530	2	Follower ring
34174	1	O-ring (Buna-N)	70361	1	Exhaust air valve
34229	2	V-packing	83784	1	Air valve
34242	1	Packing	83995	1	Line check
40511	1	Cylinder head	91919	1	Elevator frame
40544	2	Piston washer	93502	1	Valve assembly
40813	1	Follower	236836	1	Spherical washer (2 pieces)
40822	4	Bracket casting	236837	1	Piston rod
48217	1	Washer	237588	1	Hand valve
50051	4	Screw	237873	1	Guide assembly
50108	1	Bolt	241382	3	Tube connector
50130	2	Screw	241679	3	Tube connector
50548	4	Set screw	241691	1	Muffler©
50895	2	Screw	247844	1	Air gauge
51001	12	Nut	249534	1	Mounting plate
51007	2	Nut	360278	1	Front strap
51008	3	Nut	360279	1	Rear strap
51066	4	Nut	360284	1	Guide angle
			602003	1	Air regulator