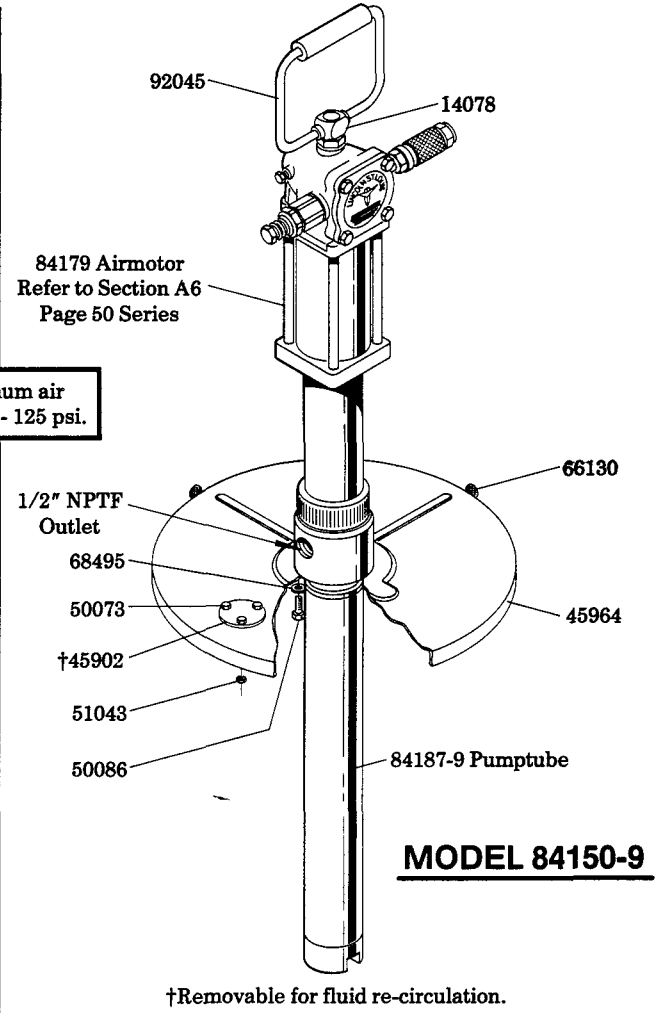
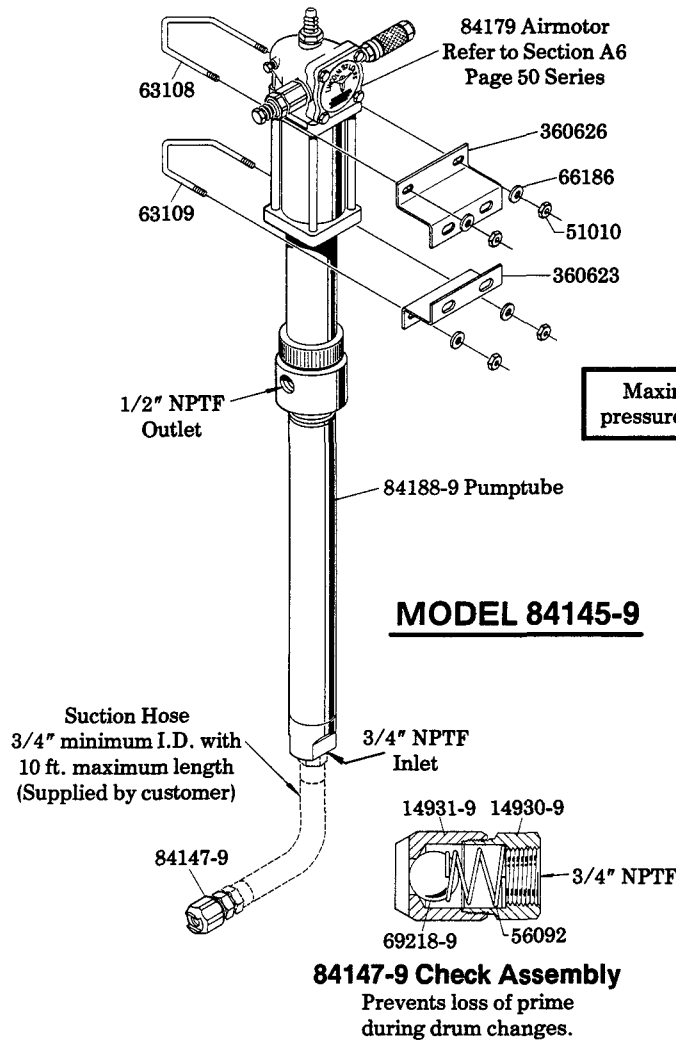


STAINLESS STEEL FLUID DISPENSERS

Models 84145-9 84150-9

3:1 RATIO



SERVICE PARTS

PART	QUAN.	DESCRIPTION	PART	QUAN.	DESCRIPTION	PART	QUAN.	DESCRIPTION
13226-9	1	Ball retaining pin	**38155	2	U-cup packing	63109	1	U-clamp
14078	1	Handle adapter	**38156	1	Bushing	*66071-9	1	Ball
14885-9	1	Rod	**38157	1	Piston wear ring	66130	3	Thumb screw
*14886-9	1	Foot valve	**38158	1	Piston wear ring	*66186	4	Lockwasher
*14888-9	1	Piston	45902	1	Cover	68495	4	Lockwasher
*14889-9	1	Piston half	45964	1	Drum cover	*69218-9	1	Ball
14930-9	1	Adapter	**48273-9	2	Lockwasher	*69648-9	1	Retaining ring
14931-9	1	Check body	50073	3	Screw	*69681-9	1	Ball
14932-9	1	Outlet body	50086	4	Screw	84147-9	1	Check assembly
14933-9	1	Piston rod	51010	4	Nut	84179	1	Airmotor
*14934-9	1	Foot valve	51043	3	Nut	84187-9	1	Pumptube
14997-9	1	Bushing	*56092	1	Spring	84188-9	1	Pumptube
14998-9	1	Retainer	*61560-9	1	Pump tube	92045	1	Handle
**34726	2	O-ring	*61561-9	1	Sleeve	360623	1	Bracket
**38154	2	U-cup packing	63108	2	U-clamp	360626	1	Bracket

*Recommended service parts inventory.

**Indicates parts included in 83069 Service Kit.

LINCOLN

LINCOLN, One Lincoln Way
St. Louis, Missouri 63120-1578
(314) 679-4200 Customer Service, (314) 679-4300

SECTION - **A36**
PAGE - **5D**

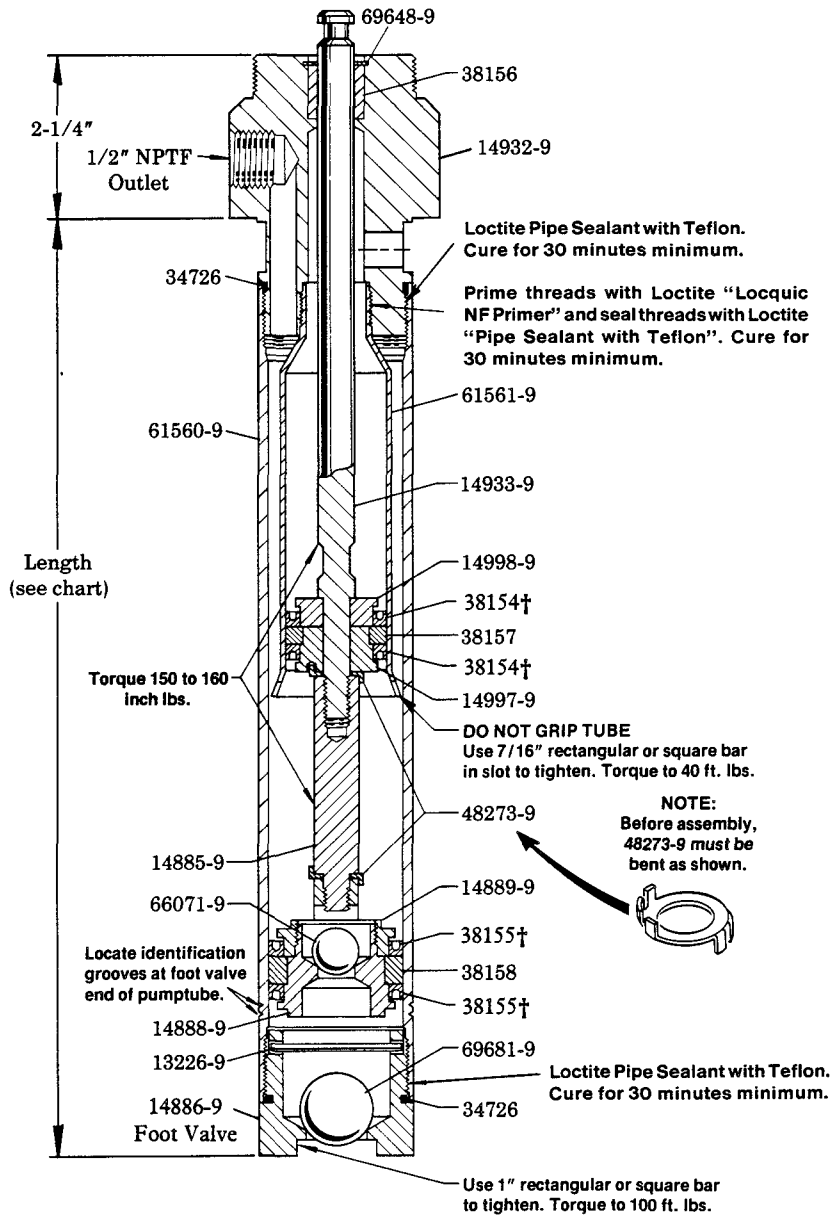
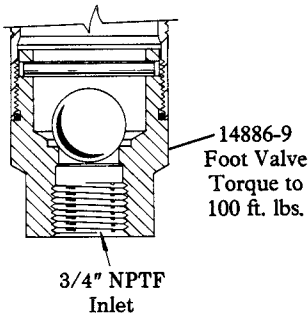
84187-9 AND 84188-9 PUMPTUBES

Pumptube	Foot Valve	Pumptube Length
84187-9	14886-9	13"
84188-9	14934-9	13-13/16"

NOTE: Lubricate threads to prevent galling during assembly.

Recommended lubricants:

- 1) DOW CORNING "Molykote", M-8800 Molybdenum Disulfide.
- 2) DUPONT "Slipspray" dry lubricant.
- 3) "Teflon" spray.



† Do not squeeze or bend the lip of Teflon U-cup Packings during assembly.

SERVICE OF LOWER PUMPING UNIT

Loss of volume and pressure or continuous operation of pump when not in normal use indicates:

- 1) Material supply in drum may not be adequate.
- 2) Air supply may not be adequate. Check setting of air supply line regulator.
- 3) Pump is operating but not dispensing material. 69681-9 Ball Check in foot valve is not seating. Inspect ball check and seat for

foreign particles or wear. Replace parts if necessary.

- 4) Foreign material lodged between 66071-9 Ball Check and 14888-9 Piston. Inspect ball check and seat for foreign particles or wear. Replace if necessary.
- 5) Material by-passing the U-cup packings at one or both pistons. Replace packings. Inside of 61560-9 Pump Tube or 61561-9 Sleeve may be scored or rough. Remove and inspect, replace if necessary.

RETAIN THIS INFORMATION FOR FUTURE REFERENCE

When ordering replacement parts, list: Part Number, Description, Model Number, and Series Letter.

LINCOLN provides a Distributor Network that stocks equipment and replacement parts.

A list of Authorized Service Departments will be furnished upon request.