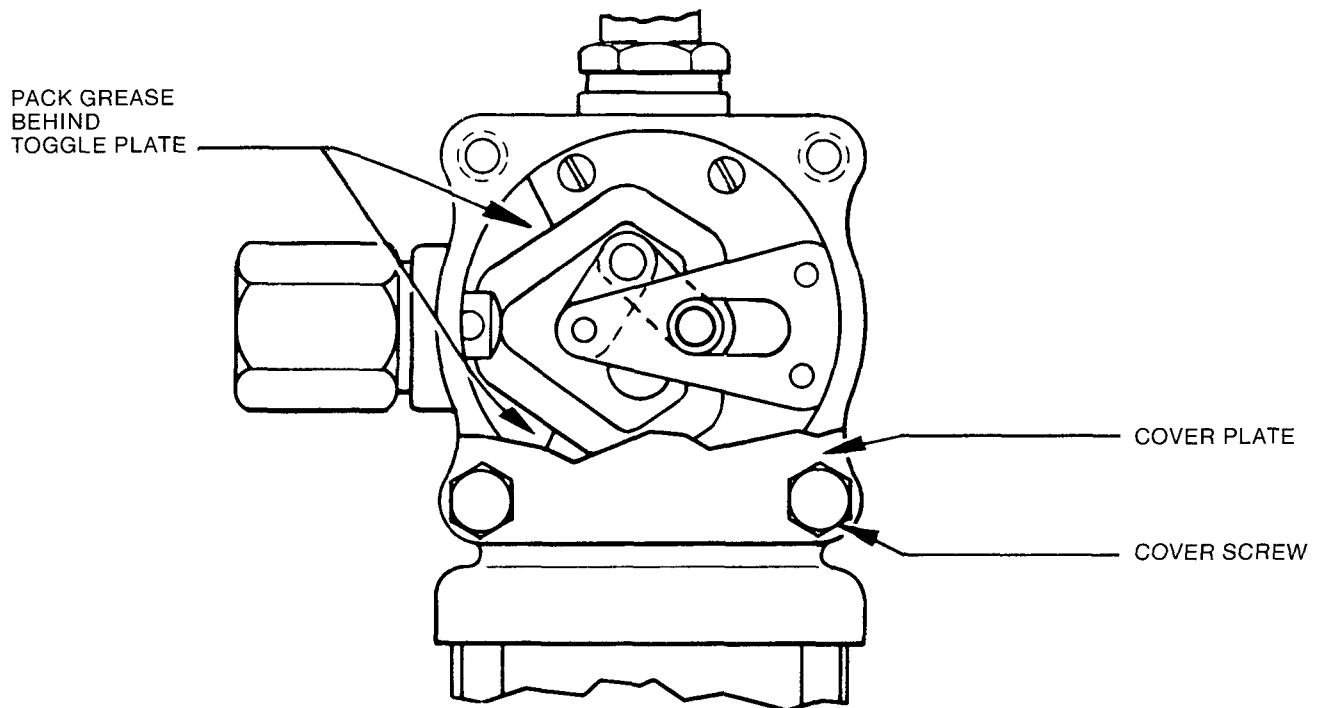


**SPECIFICATIONS**

Maximum operating air pressure 200 P.S.I.

**WARNING**  
DO NOT OPERATE  
THIS UNIT WITH  
COMBUSTIBLE GAS



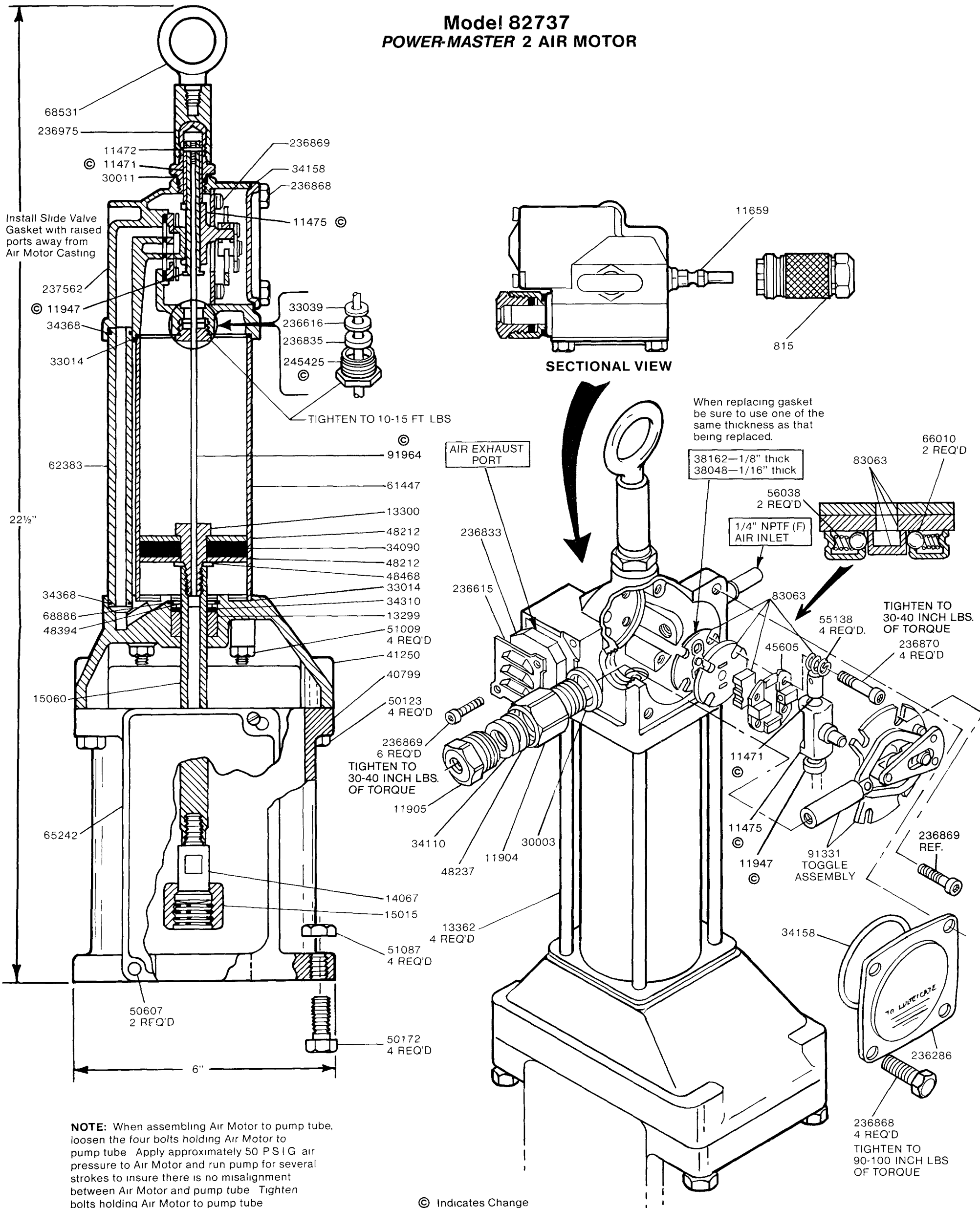
**TO LUBRICATE AIR VALVE MECHANISM**

Disconnect air to pump. Remove the four Cover Screws, Cover Plate and Cover Plate Gasket. Remove and disassemble the Air Valve Casting from the Air Motor. The Air Valve Casting should be cleaned or flushed to remove any chips, or other foreign particles prior to reassembly.

Before replacing the Toggle Assembly, pack cavity with grease. Use N.L.G.I. No. 1 (light grade) water repellent grease, approximately 1½ ounces. Replace Cover Gasket, Cover and Screws, tighten to avoid air leaks.

Periodic inspection of parts at least once each year is advisable.

## Model 82737 POWER-MASTER 2 AIR MOTOR



68531

236975

11472

© 11471

30011

236869

34158

236868

11475 ©

237562

© 11947

34368

33014

33039

236616

236835

245425 ©

TIGHTEN TO 10-15 FT LBS

62383

© 91964

22½"

61447

13300

48212

34090

48212

48468

33014

34310

13299

51009

4 REQ'D

41250

40799

15060

50123

4 REQ'D

236869

6 REQ'D

TIGHTEN TO 30-40 INCH LBS. OF TORQUE

11905

34110

11904

48237

30003

14067

15015

51087

4 REQ'D

13362

4 REQ'D

65242

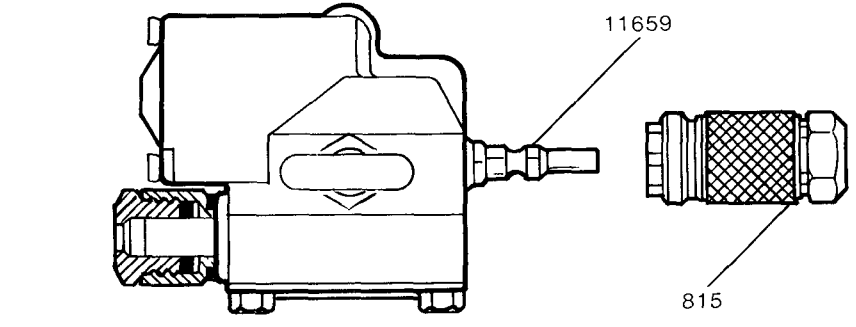
50607

2 REQ'D

50172

4 REQ'D

6"



SECTIONAL VIEW

11659

815

When replacing gasket be sure to use one of the same thickness as that being replaced.

38162—1/8" thick  
38048—1/16" thick

56038

2 REQ'D

1/4" NPTF (F)  
AIR INLET

83063

66010

2 REQ'D

TIGHTEN TO 30-40 INCH LBS. OF TORQUE

55138

4 REQ'D.

236870

4 REQ'D

83063

56038

2 REQ'D

1/4" NPTF (F)

AIR INLET

55138

4 REQ'D.

236870

4 REQ'D

83063

56038

2 REQ'D

1/4" NPTF (F)

AIR INLET

55138

4 REQ'D.

236870

4 REQ'D

83063

56038

2 REQ'D

1/4" NPTF (F)

AIR INLET

55138

4 REQ'D.

236870

4 REQ'D

83063

56038

2 REQ'D

1/4" NPTF (F)

AIR INLET

55138

4 REQ'D.

236870

4 REQ'D

83063

56038

2 REQ'D

1/4" NPTF (F)

AIR INLET

55138

4 REQ'D.

236870

4 REQ'D

236869

REF.

91331

TOGGLE ASSEMBLY

11475

© 11947

11471

© 11471

34158

236286

TO LUBRICATE

236868

4 REQ'D

TIGHTEN TO 90-100 INCH LBS OF TORQUE

236868

4 REQ'D

TIGHTEN TO 90-100 INCH LBS OF TORQUE

236868

4 REQ'D

TIGHTEN TO 90-100 INCH LBS OF TORQUE

236868

4 REQ'D

TIGHTEN TO 90-100 INCH LBS OF TORQUE

236868

4 REQ'D

TIGHTEN TO 90-100 INCH LBS OF TORQUE

236868

4 REQ'D

TIGHTEN TO 90-100 INCH LBS OF TORQUE

236868

4 REQ'D

TIGHTEN TO 90-100 INCH LBS OF TORQUE

## SERVICE PARTS

Part	Description	Part	Description
815	Air coupler	48468	Washer
11471	Trip rod collar	50123	Hex. head screw
*11472	Trip rod pin	50172	Bolt
11475	Trip shoe	50607	Round head screw
11659	Air coupler nipple	51009	Tie rod nut
11904	Packing nut	51087	Nut
11905	Packing cap	55138	Valve seat spring
11947	Trip sleeve	*56038	Spring
13299	Spacer	61447	Air cylinder
13300	Piston bolt	62383	Air passage tube
13362	Tie rod	65242	Serial plate
14067	Coupling stud	*66010	Equalizer ball
15015	Coupling nut	68531	Eye bolt
*15060	Piston rod	68886	Retaining ring
*30003	Packing nut gasket	*83063	Slide valve & springs
*30011	Valve cap gasket	*91331	Toggle plate assembly
*33014	Air cylinder gasket	91964	Trip rod
*33039	Gasket	236286	Cover
*34090	Air piston packing (Buna-N)	236615	Muffler cover
*34110	Plunger packing (Buna-N)	*236616	Packing nut gasket
*34158	Cover gasket (Neoprene)	236833	Muffler
*34310	Packing (Buna-N)	*236835	Trip rod packing
*34368	O-ring (Buna-N)	236868	Valve cover screw
40799	Air motor support casting	236869	Toggle plate screw
41250	Cylinder head casting	236870	Valve seat bolt
45605	Valve guide plate	236975	Extension adapter
48212	Air piston washer	237562	Air valve casting
48237	Plunger packing washer	245425	Trip rod packing nut
48394	Washer		

\* Recommended Service Parts Inventory.

**83034 Repair Kit** is available.

**RETAIN THIS INFORMATION FOR FUTURE REFERENCE**

When ordering replacement parts, list: Part Number, Description, Model Number, and Series Letter.

LINCOLN provides a Distributor Network that stocks equipment and replacement parts.