

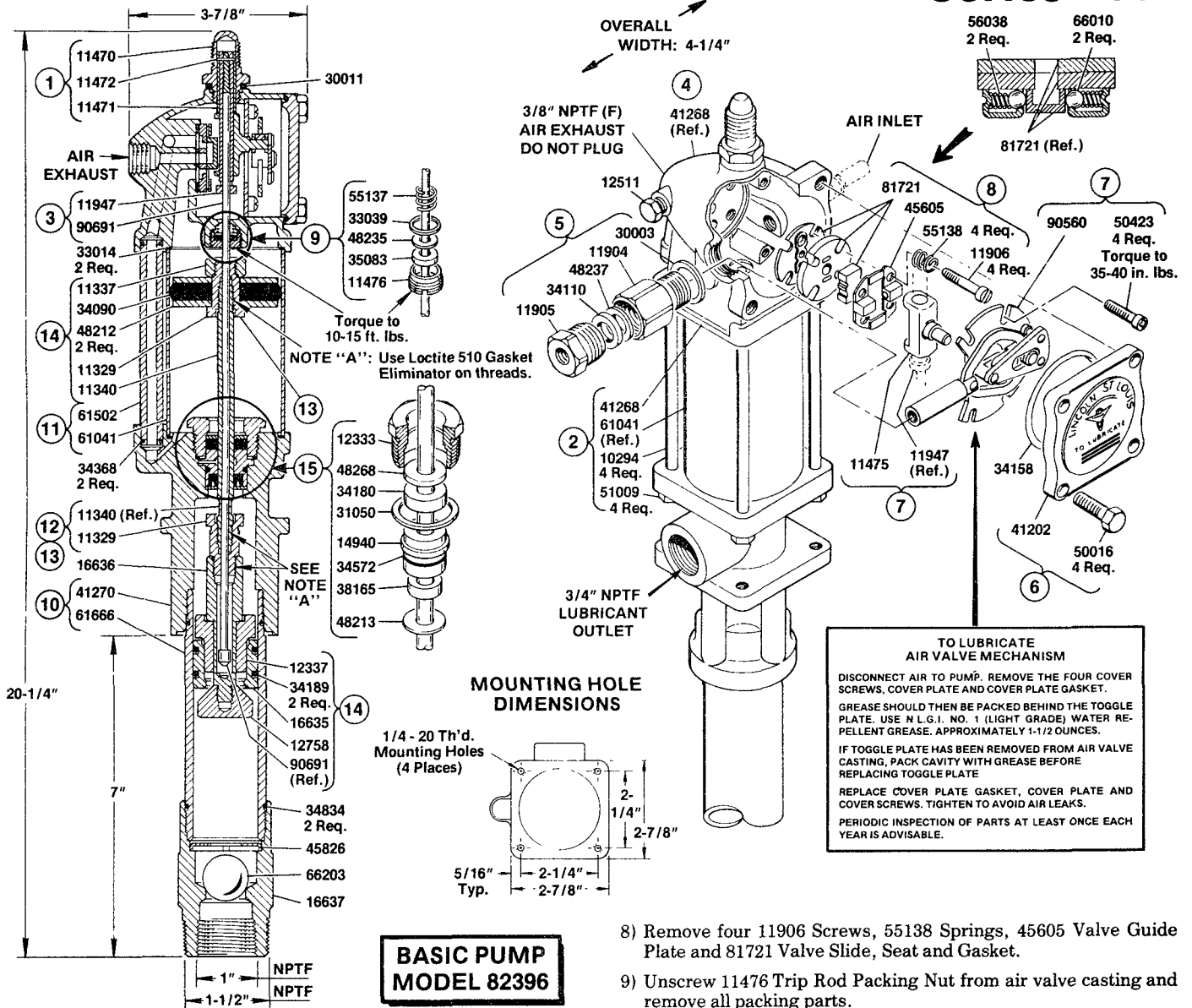
FLUID PUMP

3:1 RATIO, OUTPUT - 5 GPM
 MAX. AIR PRESSURE - 200 PSI
 MAX. OUTPUT PRESSURE - 600 PSI

WARNING
 DO NOT OPERATE
 WITH COMBUSTIBLE GAS

Models 82396 82398

Series "K"



**BASIC PUMP
MODEL 82396**

DISASSEMBLY PROCEDURE

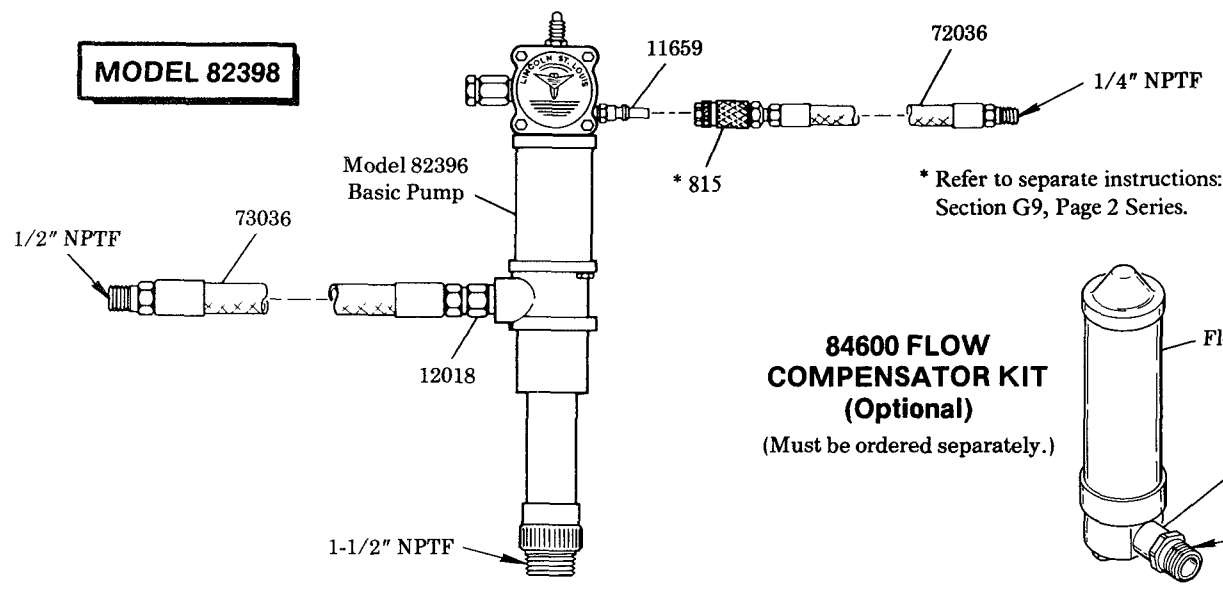
- 1) Remove 11470 Valve Cap, 11472 Trip Rod Pin and 11471 Trip Rod Collar.
 - 2) Unscrew four 51009 Nuts from 10294 Tie Rods and lift 41268 Air Valve Casting off of 61041 Air Cylinder slightly.
 - 3) Hold 90691 Trip Rod (Do Not Damage surface of trip rod) and unscrew 11947 Trip Sleeve.
 - 4) Remove air valve casting.
 - 5) Remove 11904 Packing Nut and 11905 Packing Cap from air valve casting.
 - 6) Remove four 50016 Screws and 41202 Cover Casting.
 - 7) Remove four 50423 Screws, 90560 Toggle Plate, 11475 Trip Shoe and 11947 Trip Sleeve.
 - 8) Remove four 11906 Screws, 55138 Springs, 45605 Valve Guide Plate and 81721 Valve Slide, Seat and Gasket.
 - 9) Unscrew 11476 Trip Rod Packing Nut from air valve casting and remove all packing parts.
 - 10) Unscrew 61666 Pump Tube from 41270 Outlet Casting.
 - 11) Remove 61041 Air Cylinder and 61502 Air Passage Tube from outlet casting.
 - 12) Extend 11340 Piston Rod out bottom of outlet casting, exposing 11329 Piston Bolt.
 - 13) Place wrenches on both 11329 Piston Bolts (one at each end of 11340 Piston Rod) and loosen.
 - 14) Remove air piston, pump piston, piston rod and trip rod from outlet casting. Thread rod through gland packing.
 - 15) Unscrew 12333 Gland Packing Nut from outlet casting and remove all gland parts.
 - 16) To reassemble reverse procedure.
- NOTE:** If complete disassembly is required, replace all gaskets, o-rings & packings. (Order 83071 Repair Kit.)

LINCOLN
 A DIVISION OF
 McNEIL CORPORATION

One Lincoln Way
 St. Louis, MO 63120-1578
 (314) 679-4200

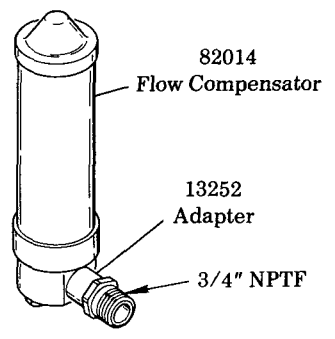
SECTION - **A6**
 PAGE - **37M**

MODEL 82398

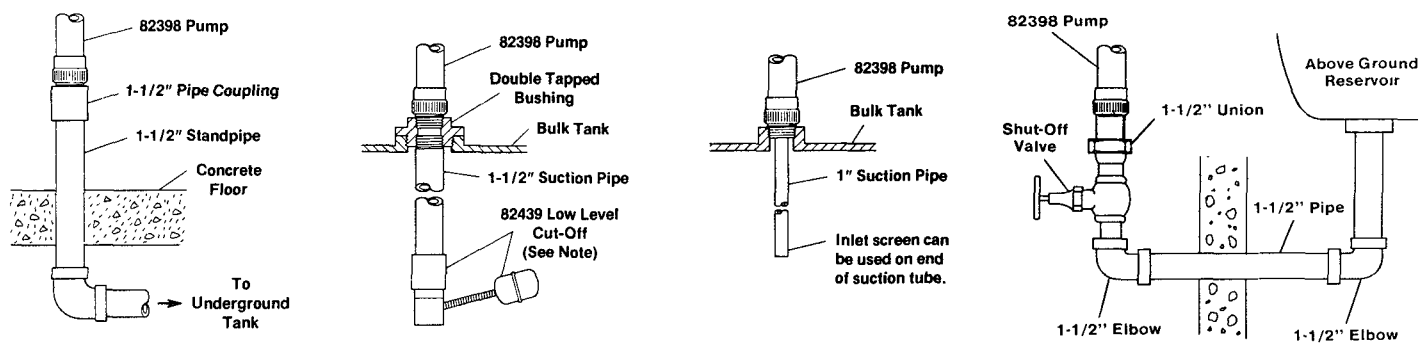


* Refer to separate instructions: Section G9, Page 2 Series.

84600 FLOW COMPENSATOR KIT (Optional)
(Must be ordered separately.)



TYPICAL PUMP MOUNTINGS



NOTE: When pumping from bulk tanks use 82439 Low Level Cut-Off to maintain prime and prevent air from being pumped through meters when tank is empty. Refer to Service Page K1-1.

SERVICE PARTS

PART	DESCRIPTION	PART	DESCRIPTION	PART	DESCRIPTION
815	Air coupler	*16635	Piston	45826	Guide washer
10294	Tie rod	16636	Connecting rod	48212	Air piston washer
11329	Piston bolt	16637	Foot valve body	48213	Packing washer
11337	Air piston nut	*30003	Packing nut gasket	*48235	Packing washer
*11340	Piston rod	*30011	Valve cap gasket	48237	Packing washer
11470	Valve cap	*31050	Gland gasket	48268	Packing washer
11471	Trip rod collar	*33014	Gasket (asbestos-nitrile)	50016	Screw
*11472	Trip rod pin	*33039	Gasket (asbestos-nitrile)	50423	Screw
11475	Trip shoe	34090	Air piston packing	51009	Nut
11476	Packing nut	*34110	Packing (buna-N)	*55137	Spring
11659	Air nipple	*34158	O-ring (neoprene)	55138	Spring
11904	Packing nut	*34180	Packing (buna-N)	*56038	Spring
11905	Packing cap	*34189	Packing (buna-N)	61041	Air cylinder
11906	Valve seat screw	*34368	O-ring (buna-N)	61502	Air passage tube
11947	Trip sleeve	*34572	O-ring (urethane)	61666	Pump tube
12018	Adapter	*34834	O-ring (buna-N)	*66010	Steel ball
12333	Packing nut	*35083	Packing (buna-N)	66203	Steel ball
12337	Spring stop	*38165	Packing (urethane)	72036	Air hose
12511	Pipe plug	41202	Cover casting	73036	Lubricant hose
*12758	Piston seat	41268	Air valve casting	81721	Valve slide & seat
14940	Packing spacer	41270	Outlet casting	90560	Toggle plate
		45605	Valve guide plate	90691	Trip rod

*Included in 83071 Repair Kit.

TROUBLE SHOOTING

PROBLEM	SOLUTION
1) Airmotor does not operate.	Check air supply to pump. Replace 11475 Trip Shoe and 90560 Toggle Plate.
2) Air seepage from air exhaust while pump is not operating.	Replace 81721 Valve Slide, Seat & Gasket, 35083 Trip Rod Packing, 48235 Packing Washer and 33039 Gasket.
3) Loss of pressure, volume or continuous operation of pump when not in normal use.	Clean piston seat and ball foot valve. If Worn or Damaged: Replace 16635 Piston, 12758 Piston Seat and 34189 Piston Packings. Check inside diameter of 61666 Pump Tube, if scored replace pump tube.
4) Excessive amount of air in lubricant or excessive amount of lubricant coming from air exhaust.	Replace 34180 Gland Packing, 31050 Gland Gasket, 34572 O-ring and 38165 U-cup Packing. NOTE: Some lubricant exhausts with air normally.

RETAIN THIS INFORMATION FOR FUTURE REFERENCE

When ordering replacement parts, list: Part Number, Description, Model Number, and Series Letter.

LINCOLN provides a Distributor Network that stocks equipment and replacement parts.

A list of Authorized Service Departments will be furnished upon request.