
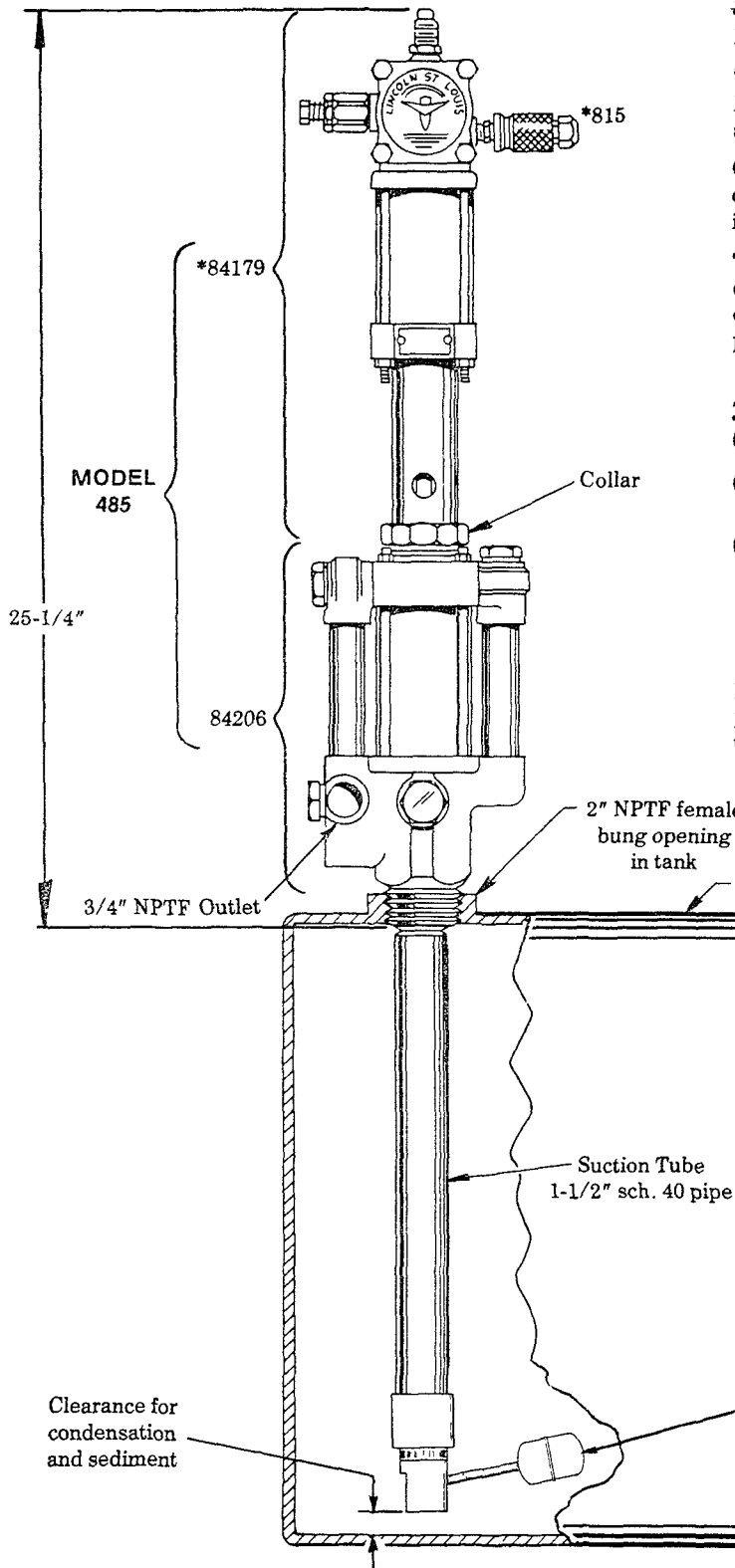


FLUID PUMP

1:1 RATIO,
50 PSI MAXIMUM AIR PRESSURE
FOR FLAMMABLE FLUIDS

Models 485  LISTED
84206



DESCRIPTION

Model 485 is Underwriters' Laboratories approved for dispensing gasoline or other flammable liquids.

Model 485 Fluid Pump is a 1:1 ratio air-powered pump consisting of a Model 84179 Airmotor, 84206 Pump Assembly and 815 Air coupler.

Check valves are nylon to assure that no impacting metal parts are in contact with the fluid being dispensed. The piston and gland packings are viton to assure compatibility with a wide range of fluids.

The 84179 Airmotor is divorced from the pump body so that hazardous fumes cannot pass into the airmotor and be expelled from the exhaust. A spring-loaded toggle assembly allows operation on air pressure as low as 20 psi. Maximum operating air pressure is 50 psi.

AIRMOTOR REMOVAL

- (1) Unscrew collar securing the airmotor to the pump body.
- (2) Lift the airmotor straight up to move the air piston to its extreme "down" position.
- (3) Shift the airmotor to one side to disengage the airmotor coupling from the pump rod, and lift upward to complete separation.

NOTE:

If the pump runs continuously when not dispensing fluid, the air pressure to the airmotor should be reduced. Fluid pressure is limited to 50 psi by an integral bypass valve in the inlet casting.

*Refer to these service manual pages for components used with this pump assembly.

84179 Airmotor — Section A6-50 Series

815 Air Coupler — Section G9-2 Series

IMPORTANT

When pumping from an underground bulk tank, a foot valve, such as the 82439, must be used to assure proper pump operation.

82439 Low Level Cut-off Valve
(not included with pump assembly.
Must be ordered separately.)

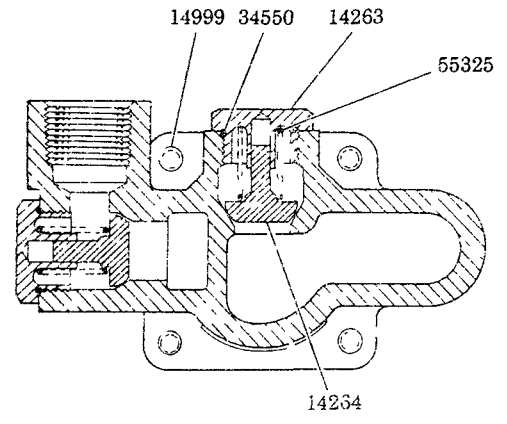
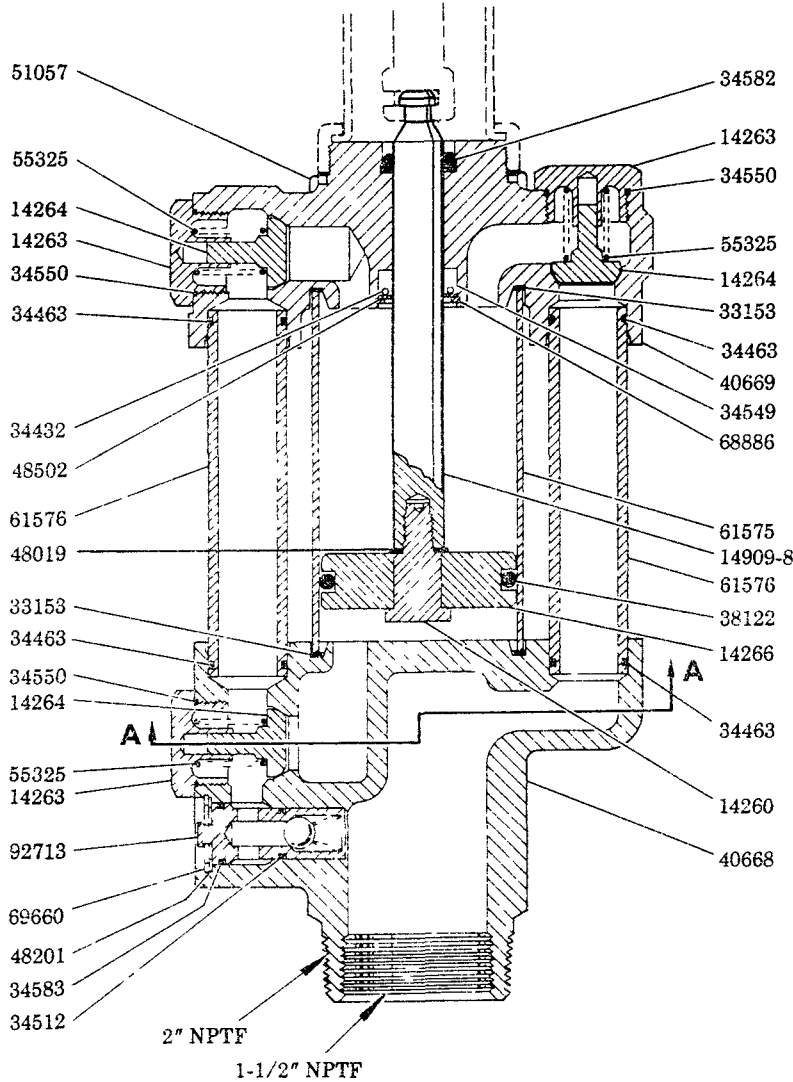
LINCOLN

A DIVISION OF
McNEIL CORPORATION

One Lincoln Way
St. Louis, MO 63120-1578
(314) 679-4200

SECTION - **A6**
PAGE - **48D**

**84206 PUMP ASSEMBLY
SERIES "A"**



SECTION A-A

SERVICE PARTS

| PART | QUAN. | DESCRIPTION | PART | QUAN. | DESCRIPTION |
|---------|-------|---------------|-------|-------|----------------------|
| 14260 | 1 | Piston bolt | 38122 | 1 | Piston ring |
| 14263 | 4 | Check guide | 40668 | 1 | Outlet casting |
| 14264 | 4 | Check | 40669 | 1 | Intermediate casting |
| 14266 | 1 | Piston | 48019 | 1 | Washer |
| 14909-8 | 1 | Gland rod | 48201 | 1 | Washer |
| 14999 | 4 | Tie rod | 48502 | 1 | Washer |
| 33153 | 2 | Gasket | 51057 | 4 | Nut |
| 34432 | 1 | O-ring | 55325 | 4 | Check spring |
| 34463 | 4 | O-ring | 61575 | 1 | Pump cylinder |
| 34512 | 1 | O-ring | 61576 | 2 | Transfer tube |
| 34549 | 1 | U-cup packing | 68886 | 1 | Retaining ring |
| 34550 | 4 | O-ring | 69660 | 1 | Retaining ring |
| 34582 | 1 | Rod wiper | 92713 | 1 | Check assembly |
| 34583 | 1 | O-ring | | | |

RETAIN THIS INFORMATION FOR FUTURE REFERENCE

When ordering replacement parts, list: Part Number, Description, Model Number, and Series Letter.

LINCOLN provides a Distributor Network that stocks equipment and replacement parts.

A list of Authorized Service Departments will be furnished upon request.