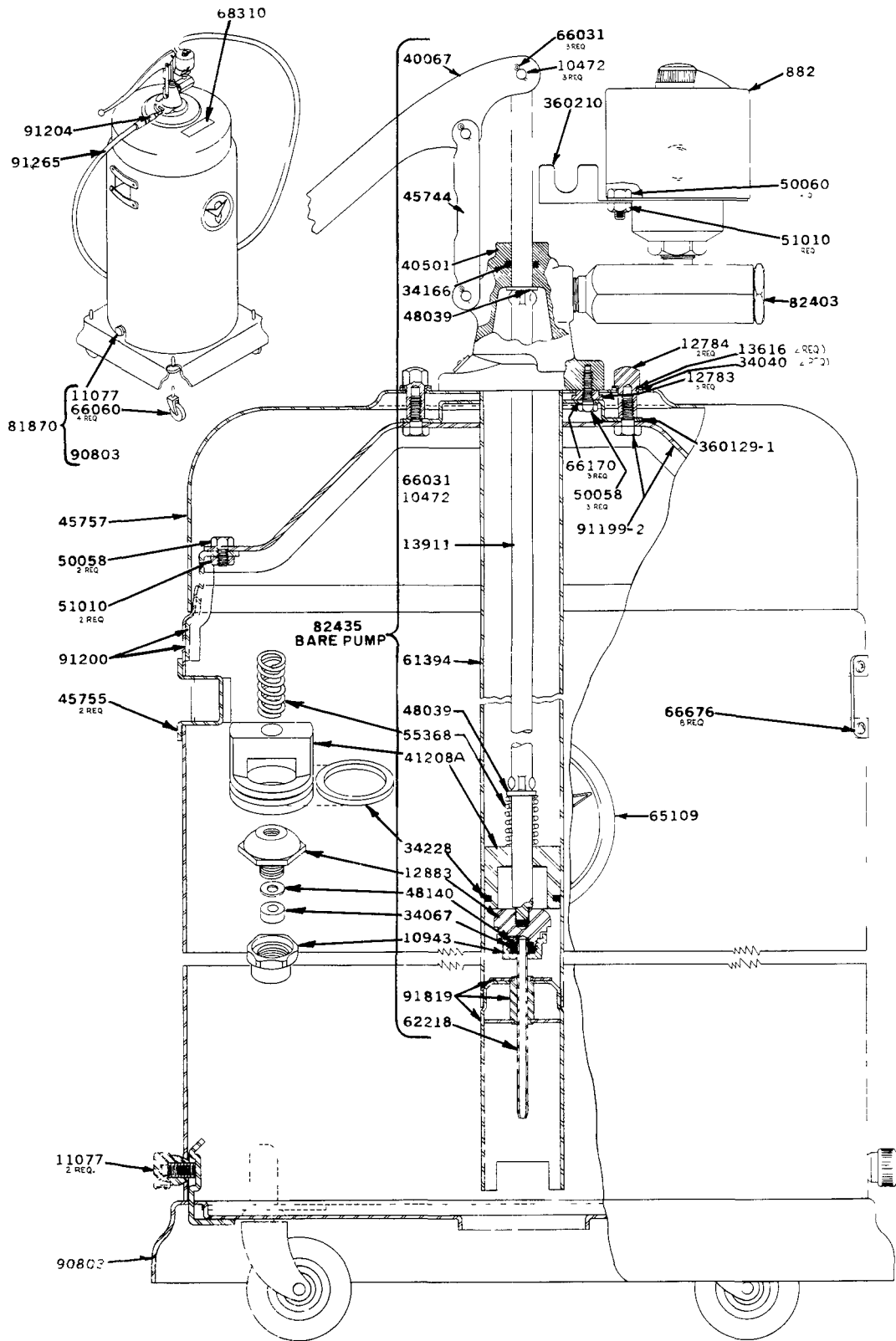


AUTOMATIC TRANSMISSION FLUID DISPENSER



Model 203534

120 LB. DRUM



LINCOLN ST. LOUIS
4010 GOODFELLOW BLVD • ST LOUIS, MO 63120 • (314) 383 5900

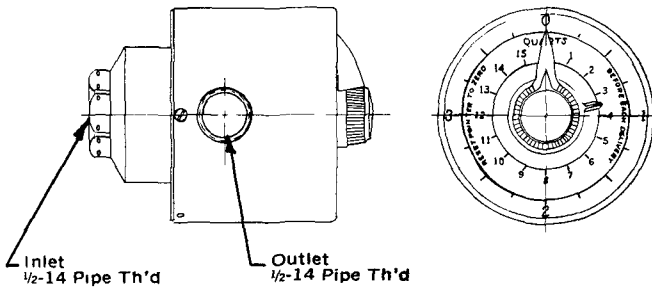


A DIVISION OF
McNEIL
CORPORATION

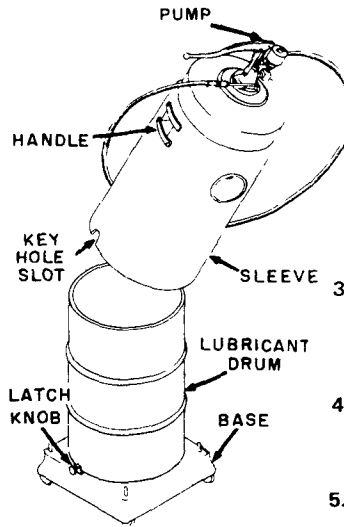
SECTION - **B3**
PAGE - **12**

MODEL 882 QUART METER

NOTE: This METER should be handled carefully, as it is an instrument that will not stand abuse. METER must be returned to the factory for all repairs.



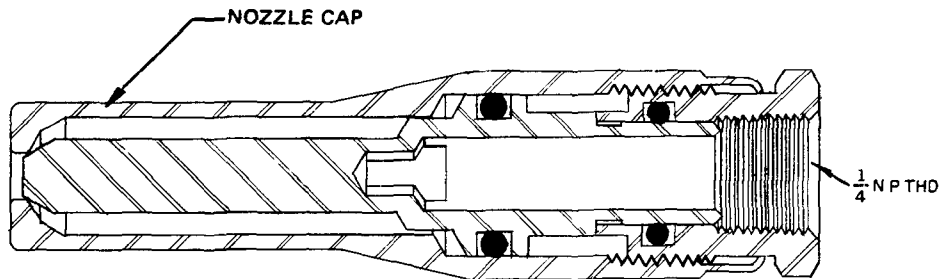
TO CHANGE LUBRICANT DRUM



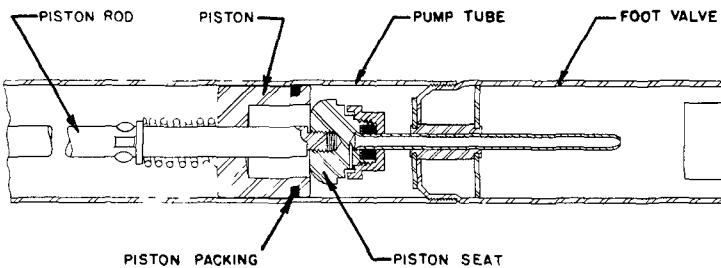
1. Loosen the two LATCH KNOBS at the BASE several turns to release the SLEEVE from BASE.
2. Lift SLEEVE from BASE raising it high enough to clear LUBRICANT DRUM. The two indented HANDLES in SLEEVE provide a convenient means of lifting the SLEEVE.
3. Full DRUM should then be placed centrally on the BASE. Avoid bumping LATCH KNOBS when placing LUBRICANT DRUM on BASE.
4. Replace the SLEEVE on the BASE being careful in guiding the KEY-HOLE SLOTS on to the LATCH KNOBS.
5. Tighten LATCH KNOBS securely so that SLEEVE is clamped firmly to the BASE.

91204 NON-DRIP NOZZLE

Before operating PUMP HANDLE FIRST unscrew the NOZZLE CAP three or four full revolutions. The NOZZLE ASSEMBLY should always be closed when the PUMP is not being used. To close NOZZLE turn the NOZZLE CAP clock-wise and tighten by hand.



SERVICE OF LOWER PUMP TUBE



LOSS OF VOLUME OR PRESSURE INDICATES.

- A. Foreign material lodged in FOOT VALVE or between PISTON SEAT and PISTON. To remedy remove and clean.
- B. PISTON PACKING worn or damaged. Before replacing PISTON PACKING examine inside of PUMP TUBE for rough surface. PISTON ROD surface contacting the 34166 O-RING must be smooth.

SERVICE PARTS

PART NO.	DESCRIPTION	PART NO.	DESCRIPTION	PART NO.	DESCRIPTION
882	Quart Meter	45744	Toggle	66170	Lockwasher
10472	Toggle Pin	45755	Handle	66676	22 8/Binding Hd. Self Tap Screw
10943	Piston Seat Cap	45757	Sleeve Cover	68310	Decal
11077	Knob	48039	Packing Washer	81870	Truck Assembly
12783	Spacer	48140	Packing Washer	82403	Filter Assembly
12784	Cover Cap Nut	50058	1/4" - 20 Hex. Hd. Screw	82435	Bare Pump
12883	Piston Seat	50060	1/4" - 20 Hex. Hd. Screw	90803	Base Unit
13616	Washer	51010	1/4" - 20 Hex. Nut	91199-2	Support Channel Assembly
13911	Connecting Rod	55368	Piston Spring	91200	Sleeve Assembly
34040	Gasket	61394	Pump Tube	91204	Non-Drip Nozzle Assembly
34067	Packing	62218	Air Expeller Tube	91265	Hose Assembly
34228	Piston Packing	65109	Lincoln Emblem	91819	Foot Valve Assembly
40067	Handle	66031	Cotter Pin	360129-1	Pump Mounting Bracket
40501	Cylinder Head Assembly	66060	Caster	360210	Nozzle
41208A	Piston				

RETAIN THIS INFORMATION FOR FUTURE REFERENCE

When ordering replacement parts, list: Part Number, Description, Model Number, and Series Letter.

LINCOLN ST. LOUIS provides a Distributor Network that stocks equipment and replacement parts.

A list of Authorized Service Departments will be furnished upon request.