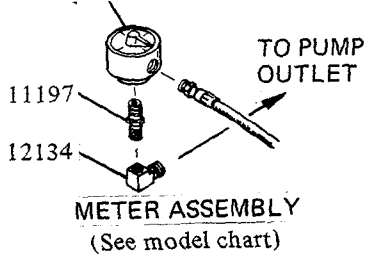


MANUALLY OPERATED (120 LB. DRUM SIZE)

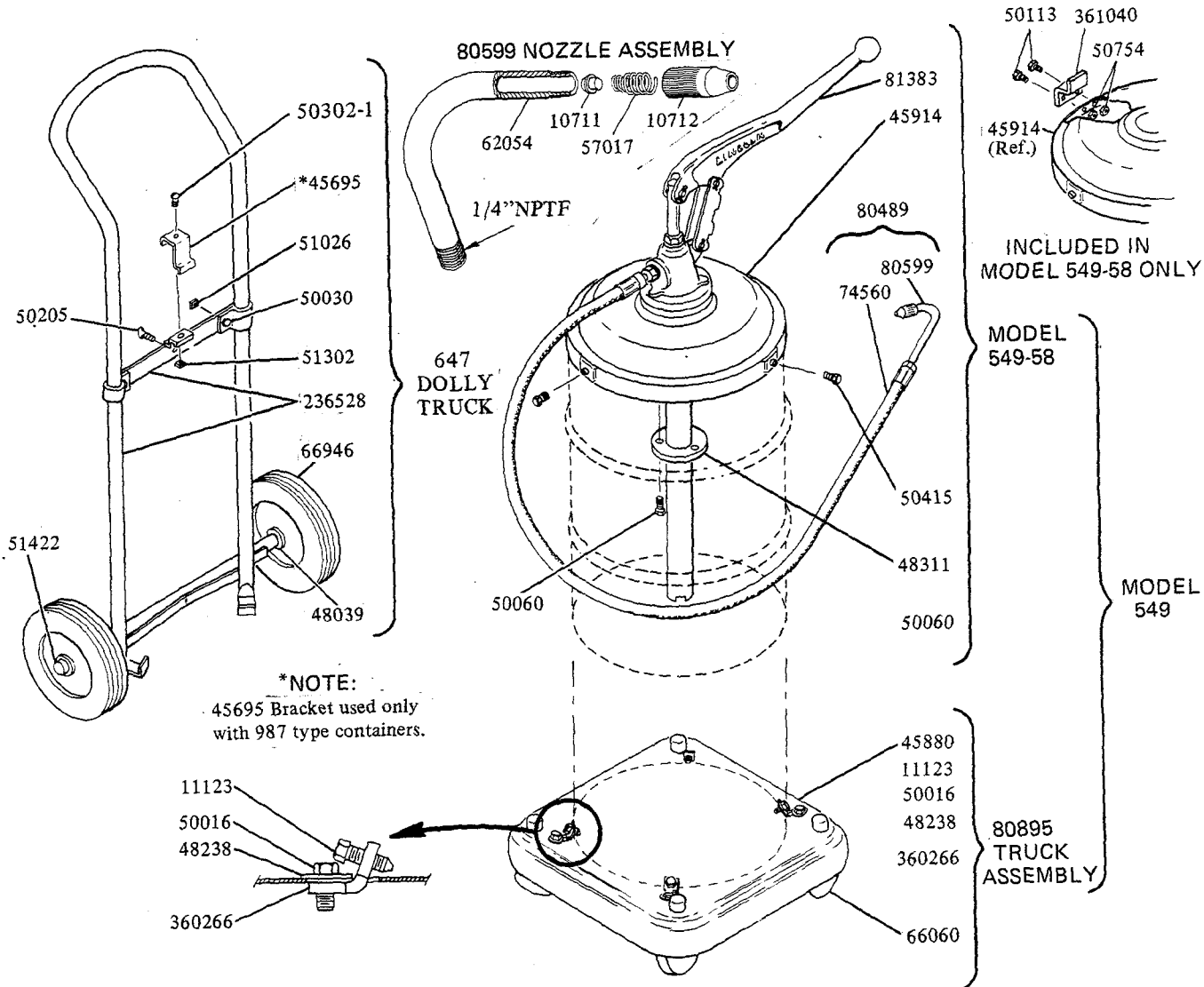
MODEL CHART

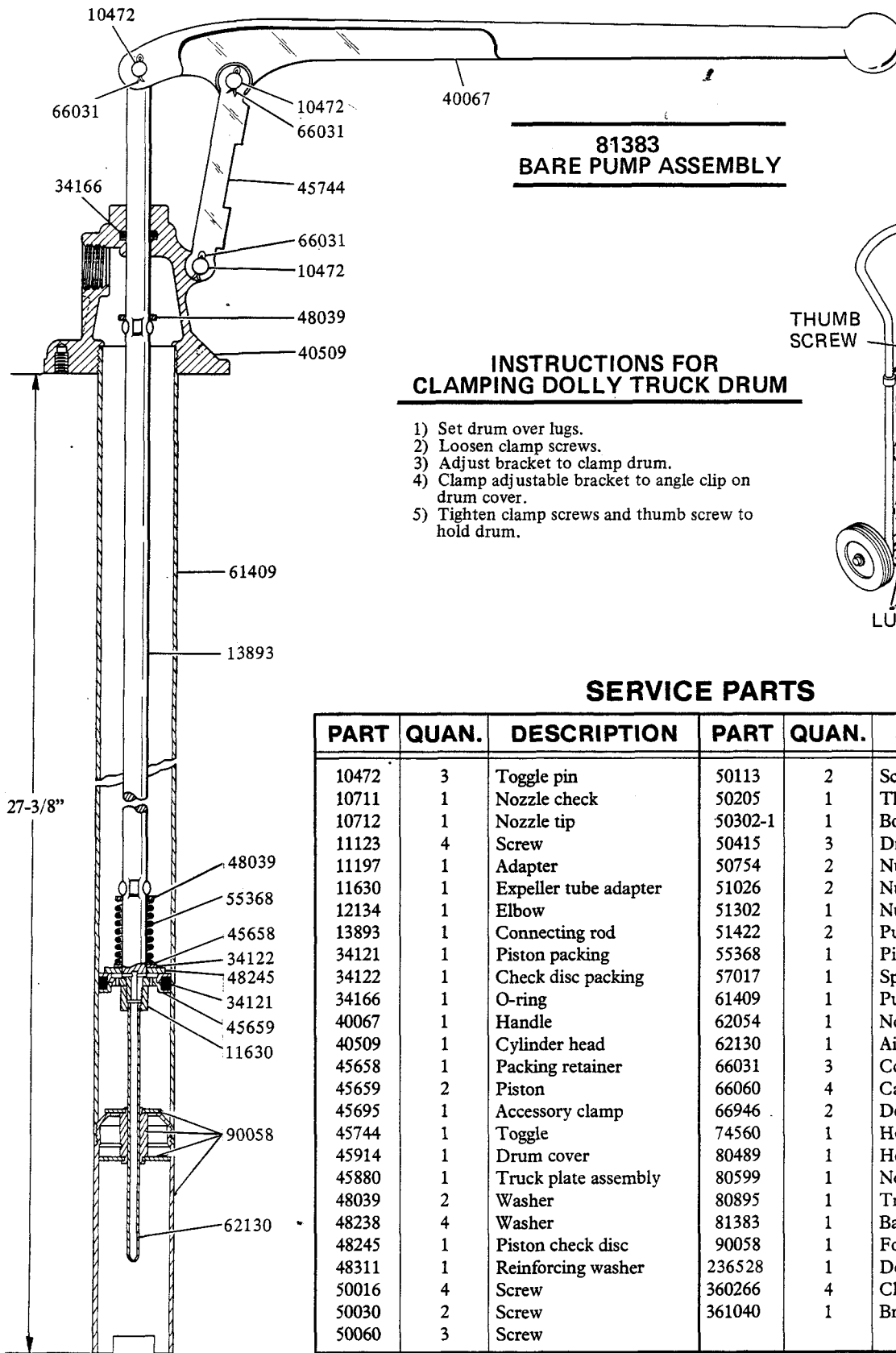
METER
Refer to Service manual,
Section F21, Page 27 Series



METER ASSEMBLY	BASIC METER
84363	2879
83855	2873

MODEL	DESCRIPTION	MODEL	DESCRIPTION
549	549-58 - Basic gear dispenser 80895 - Truck assembly	535-58 (PINTS)	549-58 - Gear dispenser 84363 - Meter assembly
549-58	Basic gear dispenser	535-58LN (LITRES)	549-58 - Gear dispenser 83855 - Meter assembly
535 (PINTS)	549 - Portable gear dispenser 84363 - Meter assembly	538 (PINTS)	535-58 - Gear dispenser 674 - Dolly truck
535-LN (LITRES)	549 - Portable gear dispenser 83855 - Meter assembly	538-LN (LITRES)	549-58 - Gear dispenser 674 - Dolly truck 83855 - Meter assembly

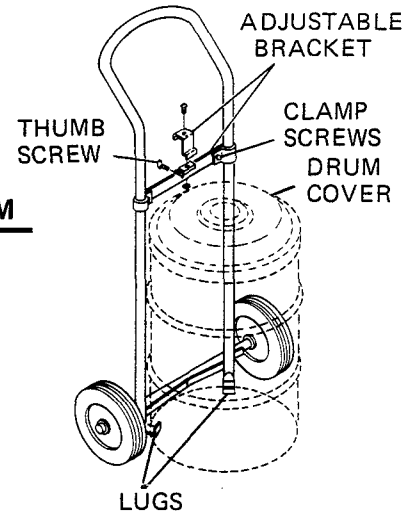




**81383
BARE PUMP ASSEMBLY**

**INSTRUCTIONS FOR
CLAMPING DOLLY TRUCK DRUM**

- 1) Set drum over lugs.
- 2) Loosen clamp screws.
- 3) Adjust bracket to clamp drum.
- 4) Clamp adjustable bracket to angle clip on drum cover.
- 5) Tighten clamp screws and thumb screw to hold drum.



SERVICE PARTS

PART	QUAN.	DESCRIPTION	PART	QUAN.	DESCRIPTION
10472	3	Toggle pin	50113	2	Screw
10711	1	Nozzle check	50205	1	Thumb screw
10712	1	Nozzle tip	50302-1	1	Bolt
11123	4	Screw	50415	3	Drum cover screw
11197	1	Adapter	50754	2	Nut
11630	1	Expeller tube adapter	51026	2	Nut
12134	1	Elbow	51302	1	Nut
13893	1	Connecting rod	51422	2	Pushnut
34121	1	Piston packing	55368	1	Piston spring
34122	1	Check disc packing	57017	1	Spring
34122	1	Check disc packing	61409	1	Pump tube
34121	1	O-ring	62054	1	Nozzle tube
34166	1	O-ring	62130	1	Air expeller tube
40067	1	Handle	66031	3	Cotter pin
40509	1	Cylinder head	66060	4	Caster
45658	1	Packing retainer	66946	2	Dolly wheel
45659	2	Piston	74560	1	Hose
45695	1	Accessory clamp	80489	1	Hose & nozzle assembly
45744	1	Toggle	80599	1	Nozzle assembly
45914	1	Drum cover	80895	1	Truck assembly
45880	1	Truck plate assembly	81383	1	Bare pump assembly
48039	2	Washer	90058	1	Foot valve assembly
48238	4	Washer	236528	1	Dolly truck frame ass'y.
48245	1	Piston check disc	360266	4	Clamp
48311	1	Reinforcing washer	361040	1	Bracket
50016	4	Screw			
50030	2	Screw			
50060	3	Screw			

RETAIN THIS INFORMATION FOR FUTURE REFERENCE

When ordering replacement parts, list: Part Number, Description, Model Number, and Series Letter.

LINCOLN provides a Distributor Network that stocks equipment and replacement parts.

A list of Authorized Service Departments will be furnished upon request.