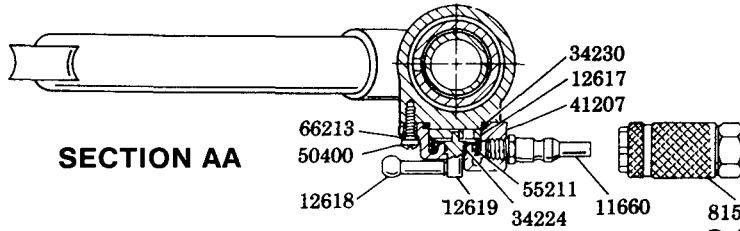
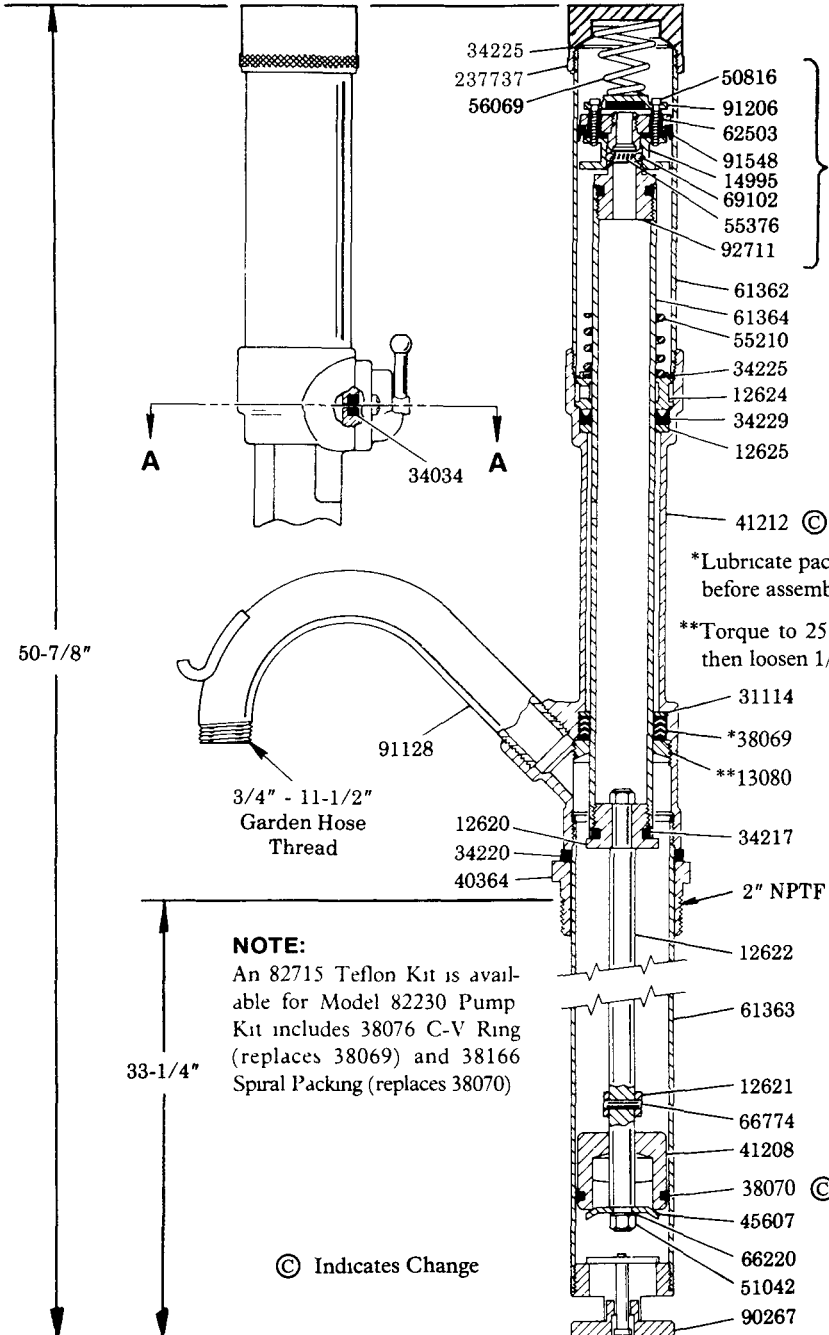


**AIR OPERATED
16 GAL. OR 55 GAL. DRUM**

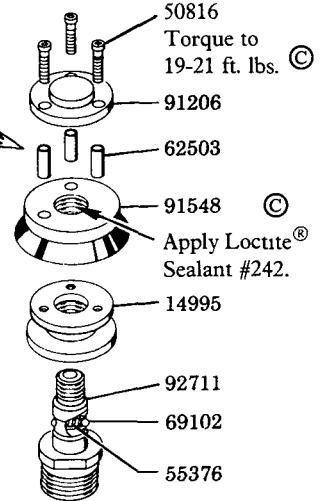


REPAIR KIT
83052

815 Air Coupler
Refer to Service Manual
Section G9,
Page 2 Series.



**84198
AIR VALVE
ASSEMBLY**



® Reg. Trademark
of Loctite Corp.

*Lubricate packing
before assembling.

**Torque to 25 ft. lbs.
then loosen 1/2 turn.

NOTE:
An 82715 Teflon Kit is avail-
able for Model 82230 Pump
Kit includes 38076 C-V Ring
(replaces 38069) and 38166
Spiral Packing (replaces 38070)

© Indicates Change

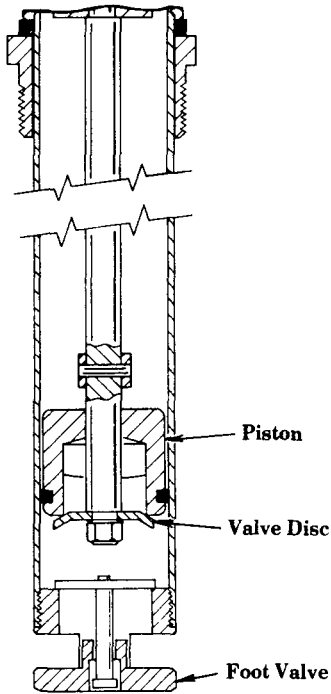


WARNING

Do not operate this equipment with
combustible gas.
Do not alter or modify any part.
Do not exceed the stated maximum
working pressure.
Do not attempt to repair or dis-
assemble while the system is
pressurized.
Never point the dispensing valve
at any part of or at another
person.
Always follow the fluid manufac-
turer's recommendations regard-
ing compatability and the use of
protective clothing and
equipment.

IMPORTANT:

**MAXIMUM OPERATING
PRESSURE - 150 PSI.**
**MINIMUM OPERATING
PRESSURE - 25 PSI. ©**
**RECOMMENDED OPERATING
PRESSURE - 100 PSI.**



SERVICE OF LOWER PUMP TUBE

IF THERE IS A LOSS OF VOLUME:

- A) Foreign material may be lodged in the foot valve
- B) Foreign material may be lodged between the piston and valve disc. Remove and clean, replace piston and valve disc if worn or damaged

© Indicates Change

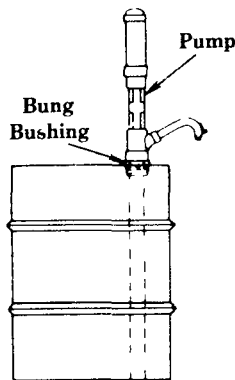
OPERATION OF AIR CONTROL VALVE

Model 82230 Air Operated Transfer Pump has a built in, disc type, air control valve which permits throttling of air to pump for controlling material output.

Air control valve throttles air supply to pump; to increase speed of operation, turn valve handle to its full open position, to decrease speed, turn it back towards vertical position. The most satisfactory operating speed of the transfer pump can be obtained by proper regulation of air control valve. If pump operates when valve handle is in closed position, remove valve cap and replace 34034 Packing

IMPORTANT:

When pump is not in use, uncouple 815 Air Coupler from air nipple

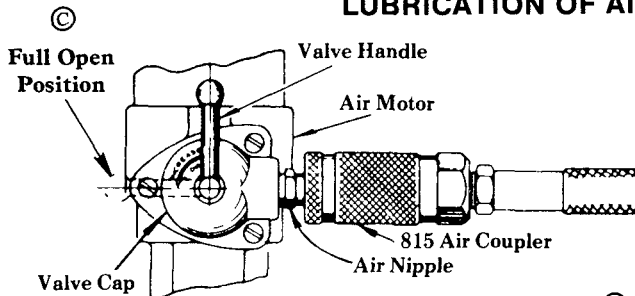


PUMP IS VERTICALLY ADJUSTABLE TO FIT ANY 16 OR 55 GALLON DRUM.

Insert pump with bung bushing into drum opening, make sure foot valve is resting on bottom of container. Tighten bung bushing locking pump securely.

Bung bushing fits any standard type 16 or 55 gallon drum having a 2" NPTF bung.

LUBRICATION OF AIRMOTOR



Uncouple 815 Air Coupler from air nipple. Fill air coupler with No 10 S A E Motor Oil. Quickly recouple to air nipple. Normal operation of pump will carry the oil to all parts of the air motor which require lubrication.

Lubricate at least once each day, if air supply is not lubricated.

©

SERVICE PARTS

Part	Qty.	Description	Part	Qty.	Description	Part	Qty.	Description
815	1	Air coupler	*34225	2	Gasket (buna-N)	55376	1	Spring
11660	1	Air nipple	*34229	1	Packing (buna-N)	*56069	1	Spring
12617	1	Valve seat	*34230	1	O-ring (buna-N)	61362	1	Cylinder tube
12618	1	Valve knob	*38069	1	Vee packing (leather)	61363	1	Pump tube
12619	1	Valve stem	*38070	1	Piston packing (leather)	61364	1	Piston rod
12620	1	Connecting rod nut	†38076	1	C-V ring (Teflon)	62503	3	Sleeve
12621	1	Stop collar	†38166	1	Packing (Teflon)	66213	3	Lockwasher
12622	1	Pump rod	40364	1	Bung bushing	66220	1	Lockwasher
12624	1	Packing retainer	41207	1	Valve cap	66774	1	Roll pin
12625	1	Packing washer	41208	1	Piston	69102	2	Ball
13080	1	Packing retainer	41212	1	Outlet casting	84198	1	Air valve assembly
14995	1	Valve latch	*45607	1	Piston valve disc	90267	1	Foot valve
31114	1	Packing washer	50400	3	Screw	91128	1	Spout
*34034	1	Packing (buna-N)	50816	3	Screw	91206	1	Exhaust cap
*34217	2	Packing (buna-N)	51042	2	Nut	91548	1	Piston
34220	1	Gasket (neoprene)	*55210	1	Spring	92711	1	Exhaust nipple
*34224	1	O-ring (buna-N)	*55211	1	Spring	*237737	1	Cap

*Included in 83052 Repair Kit for Model 82230 Transfer Pump.

†Included in 82715 Teflon Kit.

RETAIN THIS INFORMATION FOR FUTURE REFERENCE

When ordering replacement parts, list: Part Number, Description, Model Number, and Series Letter.

LINCOLN provides a Distributor Network that stocks equipment and replacement parts.