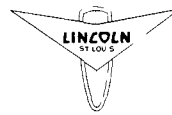


SL-32 INJECTOR

STAINLESS STEEL
FOR SL-31 MANIFOLD



Model 83437-9

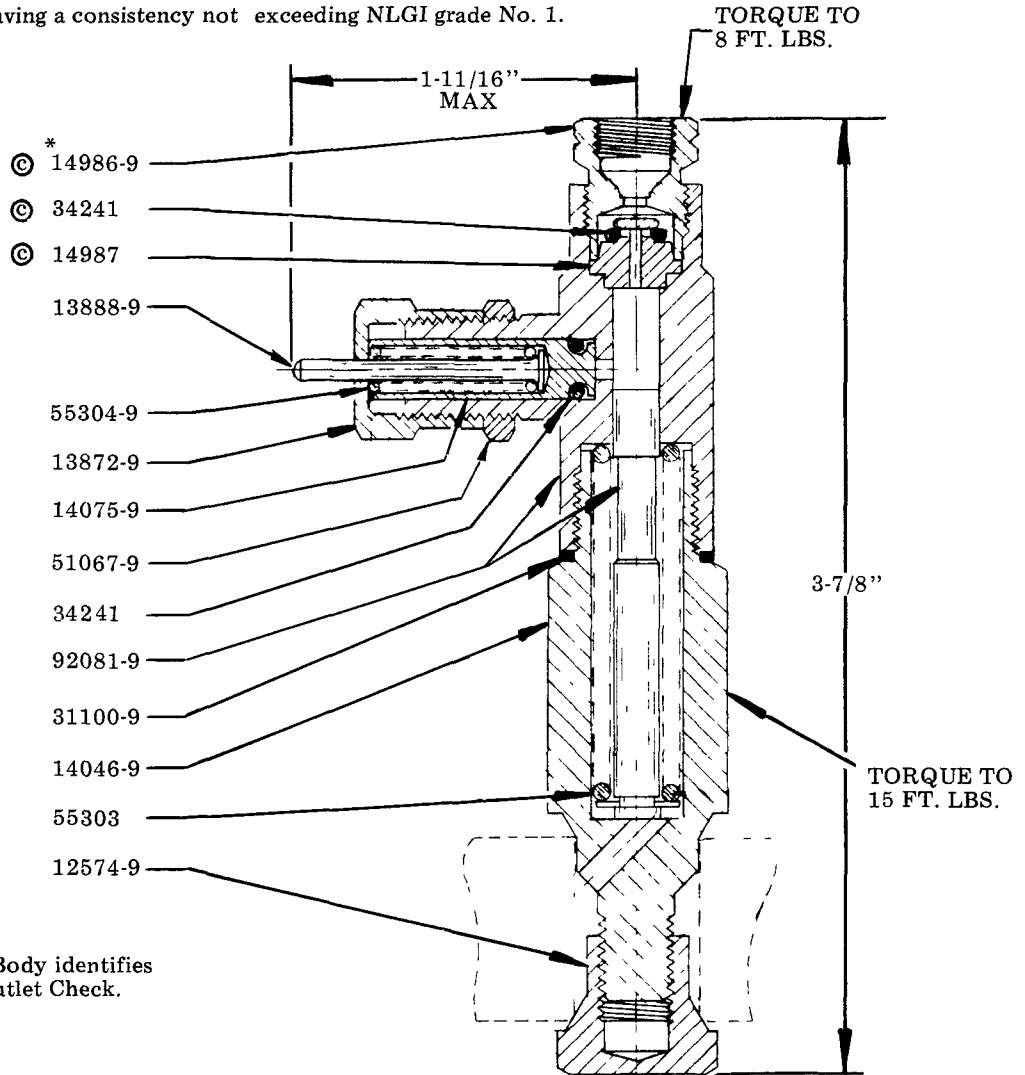
Series "B"

OUTPUT; Adjustable from .001 cu. in. to .008 cu. in.

OPERATING PRESSURE; 1200 psi to 3500 psi

RECHARGE PRESSURE; 200 psi

For dispensing oil or grease having a consistency not exceeding NLGI grade No. 1.



* Groove in 14986 -9 Outlet Body identifies injectors having "O"-Ring Outlet Check.

SERVICE PARTS

PART NO.	DESCRIPTION
12574-9	Manifold Nut
13872-9	Injector Cap
13888-9	Injector Indicator
14046-9	Injector Inlet Adapter
14075-9	Packing Retainer
14986-9	Outlet Body
14987	Check Seat
31100-9	Gasket
34241	"O" Ring
51067-9	Lock Nut
55303	Spring
55304-9	Spring
92081-9	Body & Plunger Assembly

© Indicates Change

LINCOLN ST. LOUIS

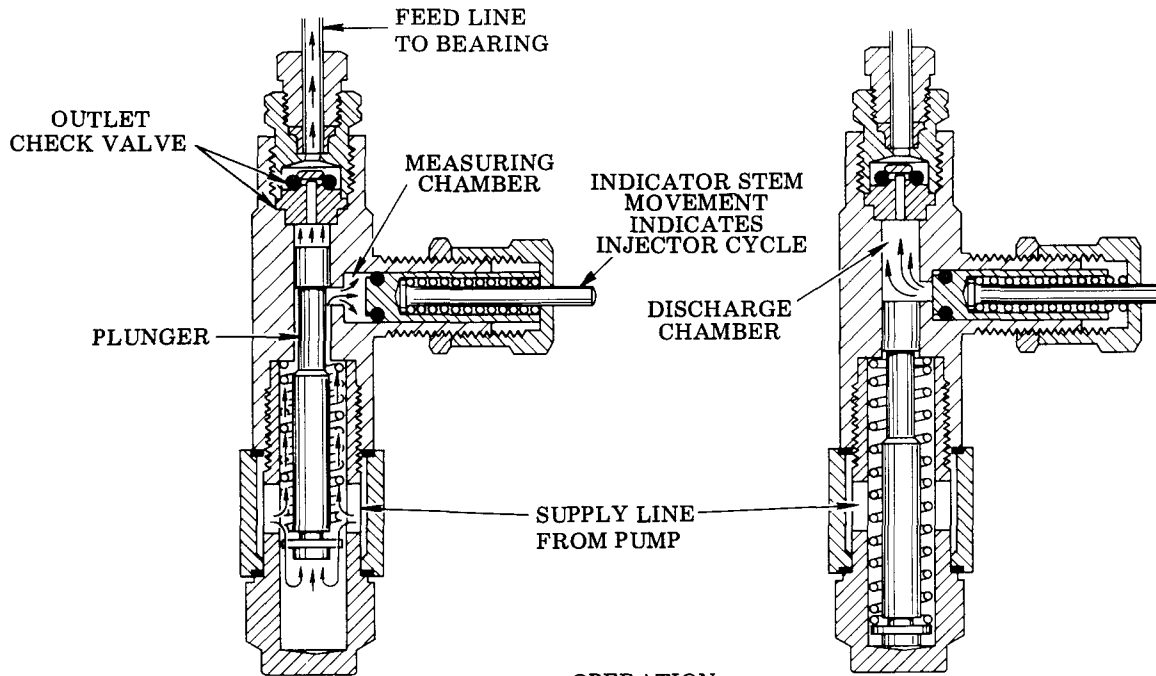
4010 GOODFELLOW BLVD • ST. LOUIS MO 63120 • (314) 383 5900



A DIVISION OF
McNEIL
CORPORATION

SECTION - **C8**

PAGE - **155**



OPERATION

SUPPLY LINE UNDER PRESSURE
 (Normal operating pressure 1500 P.S.I.G.)

Lubricant pressure moves plunger to force lubricant in the discharge chamber through the outlet check valve to the feed line.

Lubricant from supply line charges the measuring chamber.

SUPPLY LINE VENTED
 (Vent pressure 200 P.S.I.G. maximum)

Plunger returns to normal position after supply line is vented, connecting measuring chamber to the discharge chamber. Flow from feed line is blocked by the outlet check valve.

Lubricant is automatically transferred from measuring chamber to discharge chamber.

INJECTOR ADJUSTMENT

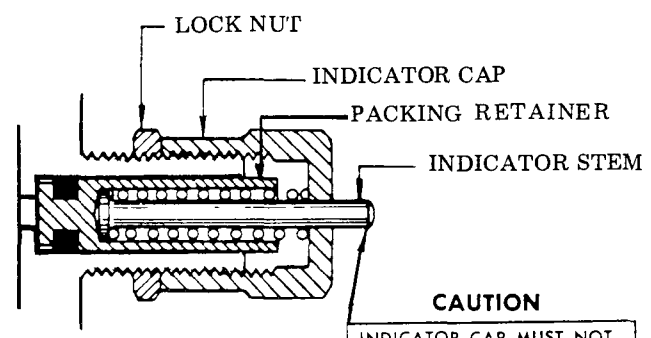
Injector output is controlled by the position of the indicator cap which limits the travel of the packing retainer.

With the indicator cap hand tightened against its stop, the lubricant output is decreased to a minimum.

Retracting the indicator cap five full turns permits a maximum of .008 cu. in. to be dispensed.

Retracting the indicator cap beyond five full turns will not increase the lubricant output.

When the injector has been adjusted for the proper lubricant output, the lock nut is tightened against the face of the indicator cap.



CAUTION
 INDICATOR CAP MUST NOT EXTEND BEYOND RETRACTED POSITION OF INDICATOR STEM

RETAIN THIS INFORMATION FOR FUTURE REFERENCE

When ordering replacement parts, list Part Number, Description, Model Number, and Series Letter
 LINCOLN ST LOUIS provides a Distributor Network that stocks equipment and replacement parts
 A list of Authorized Service Departments will be furnished upon request