

DESCRIPTION

The Model 84944 is a pumping system designed to operate a centralized lubrication system which utilizes single line parallel grease metering components. The pump is double acting, dispensing lubricant on both the UP and DOWN strokes. This unit is designed to be used with SL-1, SL-1 1, SL-32 and SL-33 series injectors or a combination of these. This unit is designed for off road equipment which utilize 24 VDC power sources. This unit can be used in conjunction with the Model 85530 Controller and Model 244270 Cycle Timer or 84015 Controller.

Refer to separate sheets for:

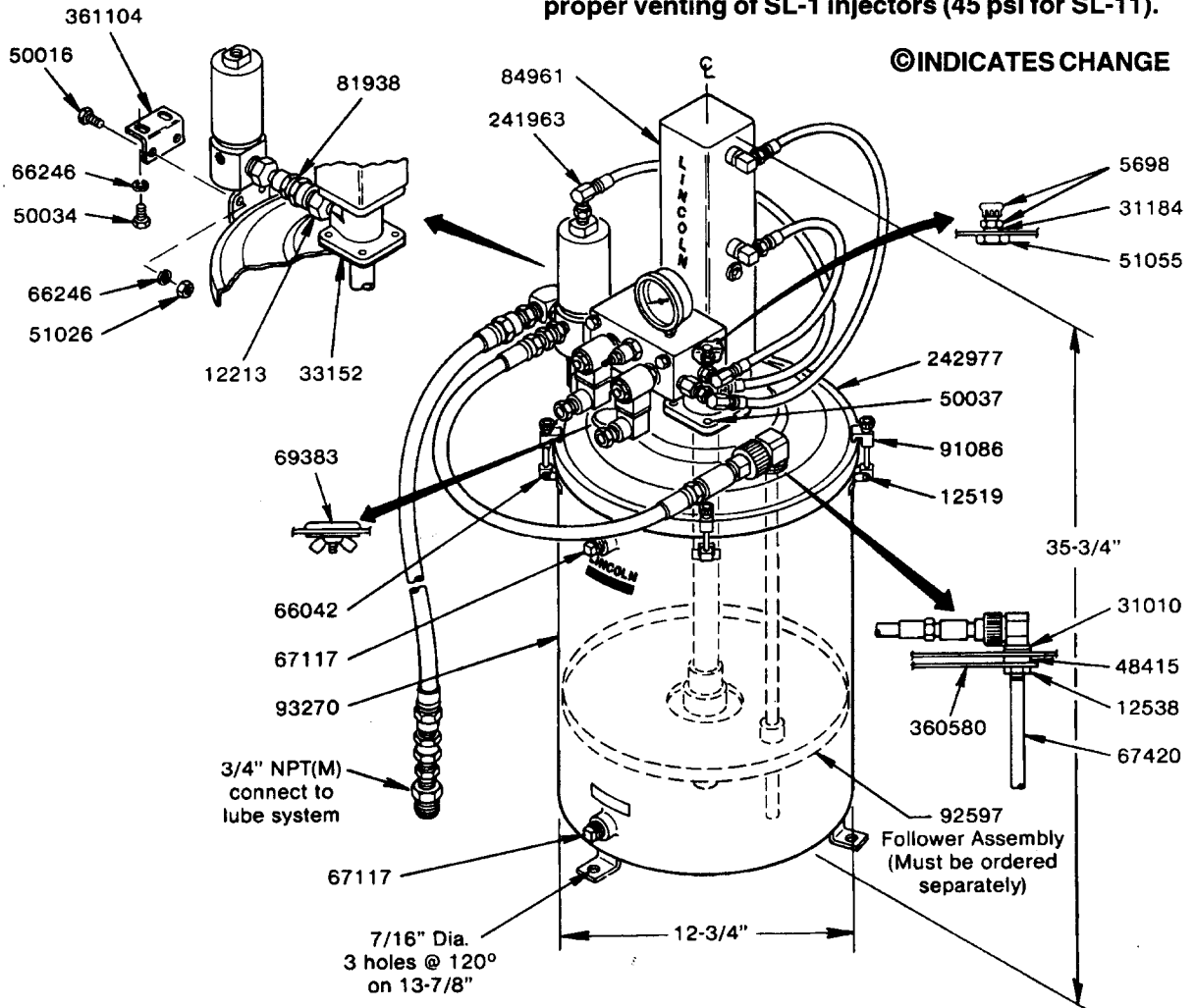
84961 Hydraulic Pump - Section C8, Page 240
85530 Controller - Section C8, Page 259

HYDRAULICALLY OPERATED, 60 LB. CONTAINER HIGH PRESSURE 2,500 PSI

SPECIFICATIONS

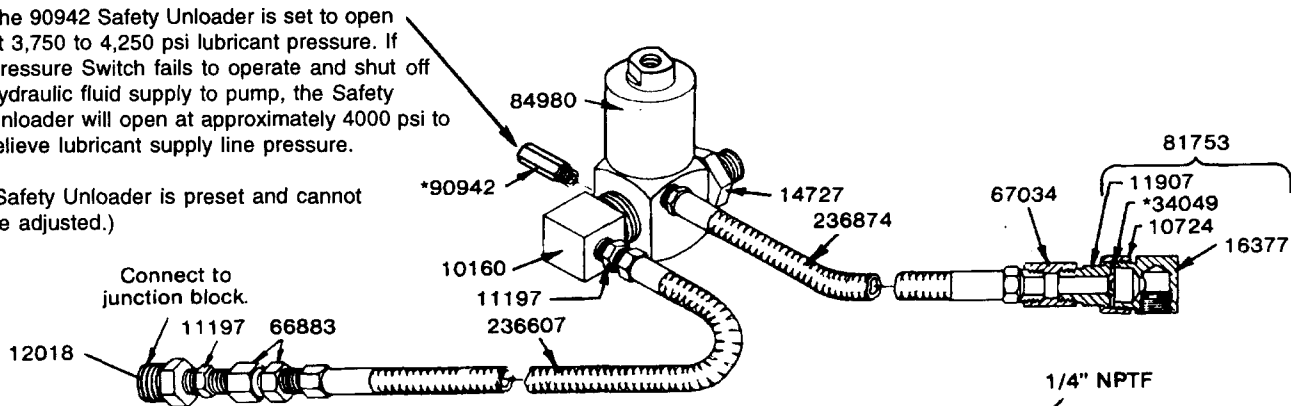
PUMP RATIO	16:1
INPUT PRESSURE	300-3000 PSI
INPUT FLOW	1.0 GPM
MAXIMUM HYDRAULIC TEMPERATURE	210° F
OUTPUT PRESSURE	3500 PSI MAXIMUM
OUTPUT FLOW	11 IN ³ /MIN
AMBIENT TEMPERATURE	-40° TO 135° F
SEALS	
PUMP	POLYURETHANE
MOTOR	BUNA-N
VENT VALVE	VITON
HYDRAULIC FILTRATION REQUIRED	10 MICRON
CONTAINER CAPACITY	60 LBS.

©IMPORTANT NOTE: Maximum allowable hydraulic return line pressure NOT TO EXCEED 30 PSI for proper venting of SL-1 injectors (45 psi for SL-11).

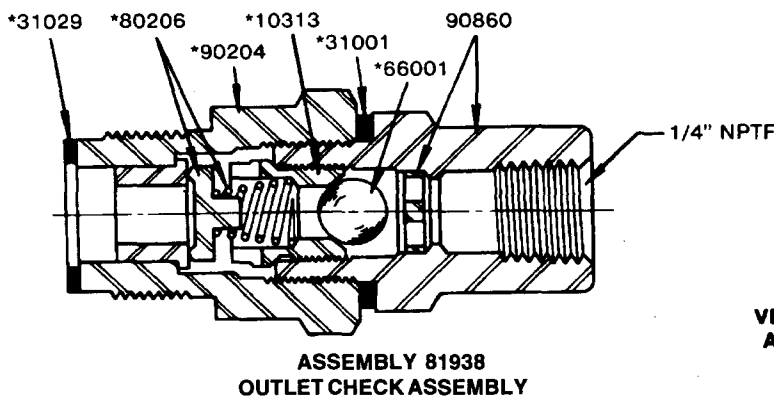


The 90942 Safety Unloader is set to open at 3,750 to 4,250 psi lubricant pressure. If Pressure Switch fails to operate and shut off hydraulic fluid supply to pump, the Safety Unloader will open at approximately 4000 psi to relieve lubricant supply line pressure.

(Safety Unloader is preset and cannot be adjusted.)



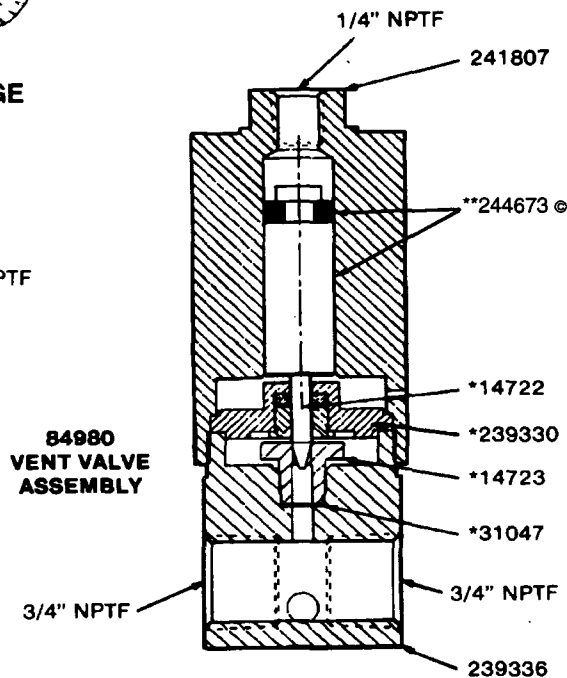
© INDICATES CHANGE



ASSEMBLY 81938
OUTLET CHECK ASSEMBLY

The pump will not build up sufficient lubricant pressure if the outlet check is fouled. Foreign material may lodge beneath the 66001 Ball Check or between 80206 Check Disc and the seat of 90204 Bushing. Sealing surfaces of disc and seat must form perfect seal.

Clean parts or replace if pitted, worn or scored.



84980
VENT VALVE
ASSEMBLY

SERVICE PARTS

Part	Qty.	Description	Part	Qty.	Description	Part	Qty.	Description
5698	1	Vent fitting	33152	1	Gasket	84961	1	Bare pump assembly
10160	1	Elbow	*34049	1	Elbow union gasket	84980	1	Vent valve assembly
*10313	1	Ball check seat	48415	4	Washer	*90204	1	Outlet check bushing
10724	1	Elbow union nut	50016	2	Screw	90860	1	Outlet connector
11197	2	Nipple	50034	2	Screw	*90942	1	Safety unloader ass'y.
11907	1	Check union nipple	50037	4	Screw	91086	4	Latch assembly
*12018	1	Bushing	51026	2	Nut	93270	1	Container assembly
12213	1	Adapter	51055	1	Nut	236607	1	Delivery hose
12519	4	Fastener	*66001	1	Steel ball (3/8" Dia.)	236874	1	Volume hose
12538	1	Nut	66042	4	Cotter pin	*239330	1	Packing
*14722	1	Needle	66246	4	Lockwasher	239336	1	Valve body
*14723	1	Valve seat	66883	1	Adapter union	241807	1	Cylinder
14727	1	Nipple	67034	1	Pipe coupling	241963	1	Hose assembly
16377	1	Check housing	67117	2	Pipeplug	242977	1	Drum cover assembly
*31001	1	Gasket	67420	1	Vent pipe	**244673	1	Piston & U-Cup ass'y. ©
*31010	2	Gasket	69383	1	Knockout plug	360580	1	Bracket assembly
*31029	1	Gasket	*80206	1	Pump check disc ass'y.	361104	1	Bracket
*31047	1	Check seat gasket	81753	1	Elbow union			
31184	1	Gasket	81938	1	Outlet check assembly			

*Recommended Service Parts Inventory.

**Sold ONLY As An Assembly. Individual Components Not Available.

RETAIN THIS INFORMATION FOR FUTURE REFERENCE

When ordering replacement parts, list: Part Number, Description, Model Number and Series Letter.
LINCOLN provides a Distributor Network that stocks equipment and replacement parts.