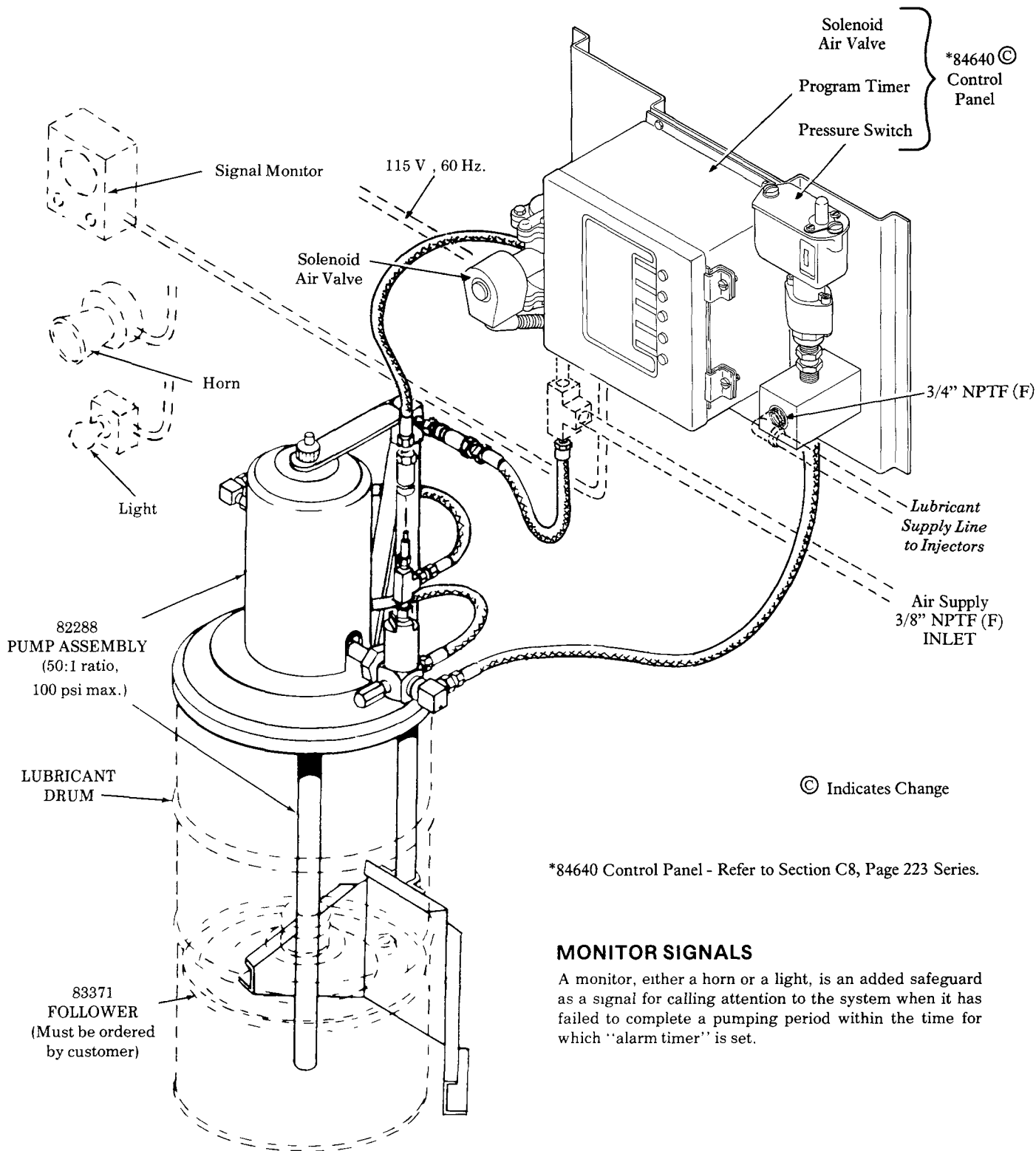


CENTRO - MATIC DRUM PUMP

AIR OPERATED - 120 LB. DRUM SIZE
HIGH PRESSURE 2,500 PSI SYSTEM

Model 1823



MONITOR SIGNALS

A monitor, either a horn or a light, is an added safeguard as a signal for calling attention to the system when it has failed to complete a pumping period within the time for which "alarm timer" is set.

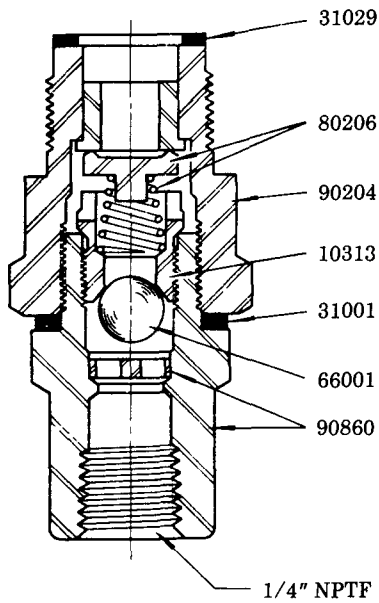
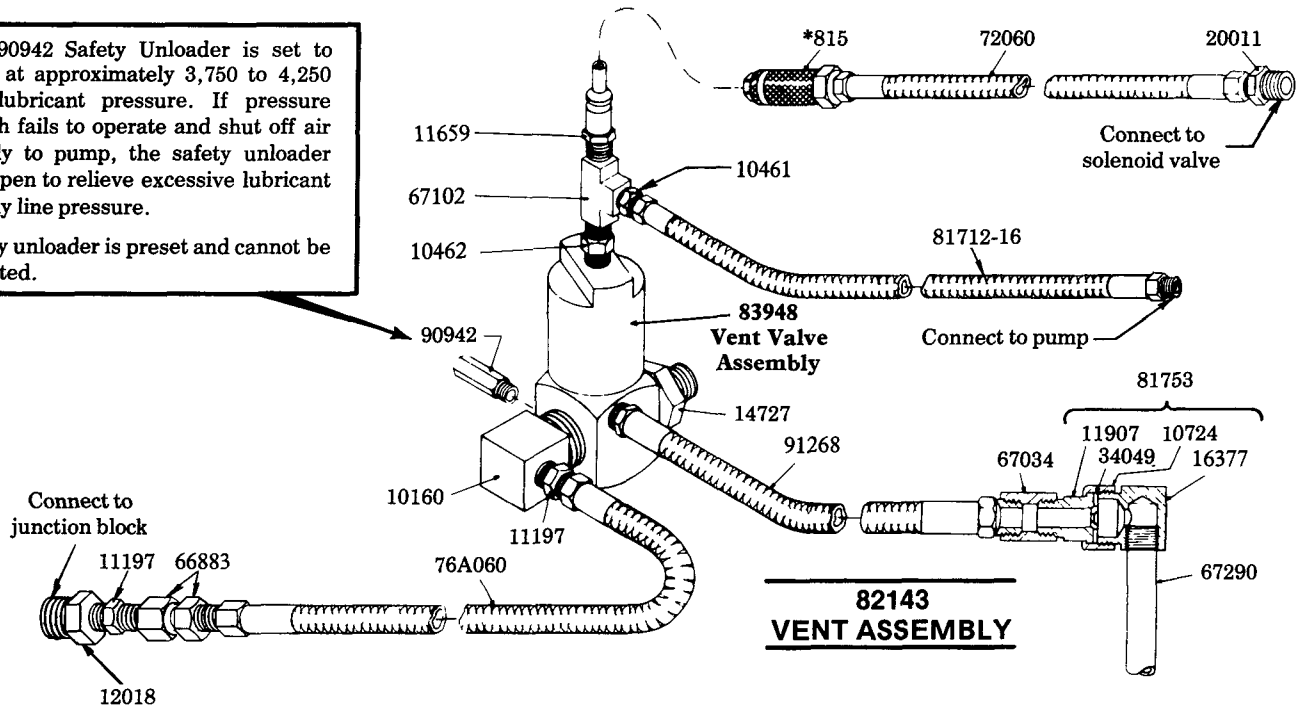
LINCOLN

LINCOLN, One Lincoln Way
St. Louis, Missouri 63120-1578
(314) 679-4200 Customer Service, (314) 679-4300

SECTION - **C8**
PAGE - **27J**

The 90942 Safety Unloader is set to open at approximately 3,750 to 4,250 PSI lubricant pressure. If pressure switch fails to operate and shut off air supply to pump, the safety unloader will open to relieve excessive lubricant supply line pressure.

Safety unloader is preset and cannot be adjusted.

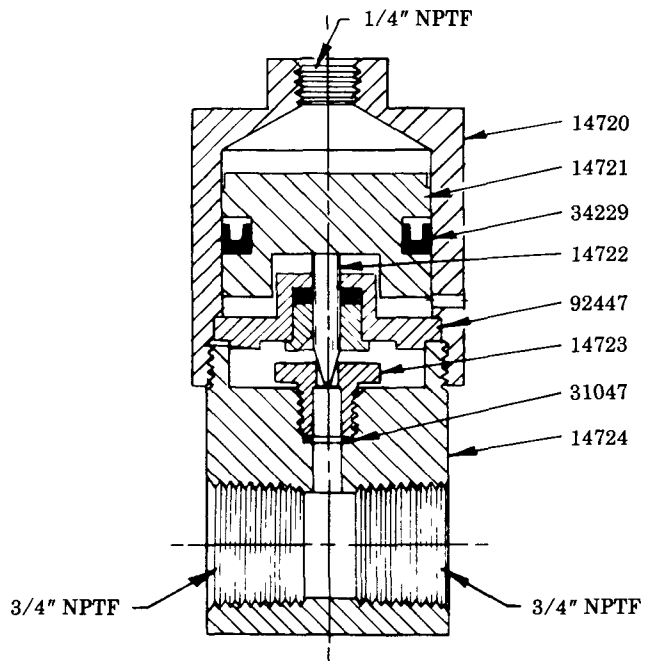


**81938
OUTLET CHECK ASSEMBLY**

The lubrigun will not build up sufficient pressure if the outlet check is fouled. Foreign material may lodge beneath 66001 Ball Check or between 80206 Check Disc and the check seat of the 90204 Outlet Check Bushing.

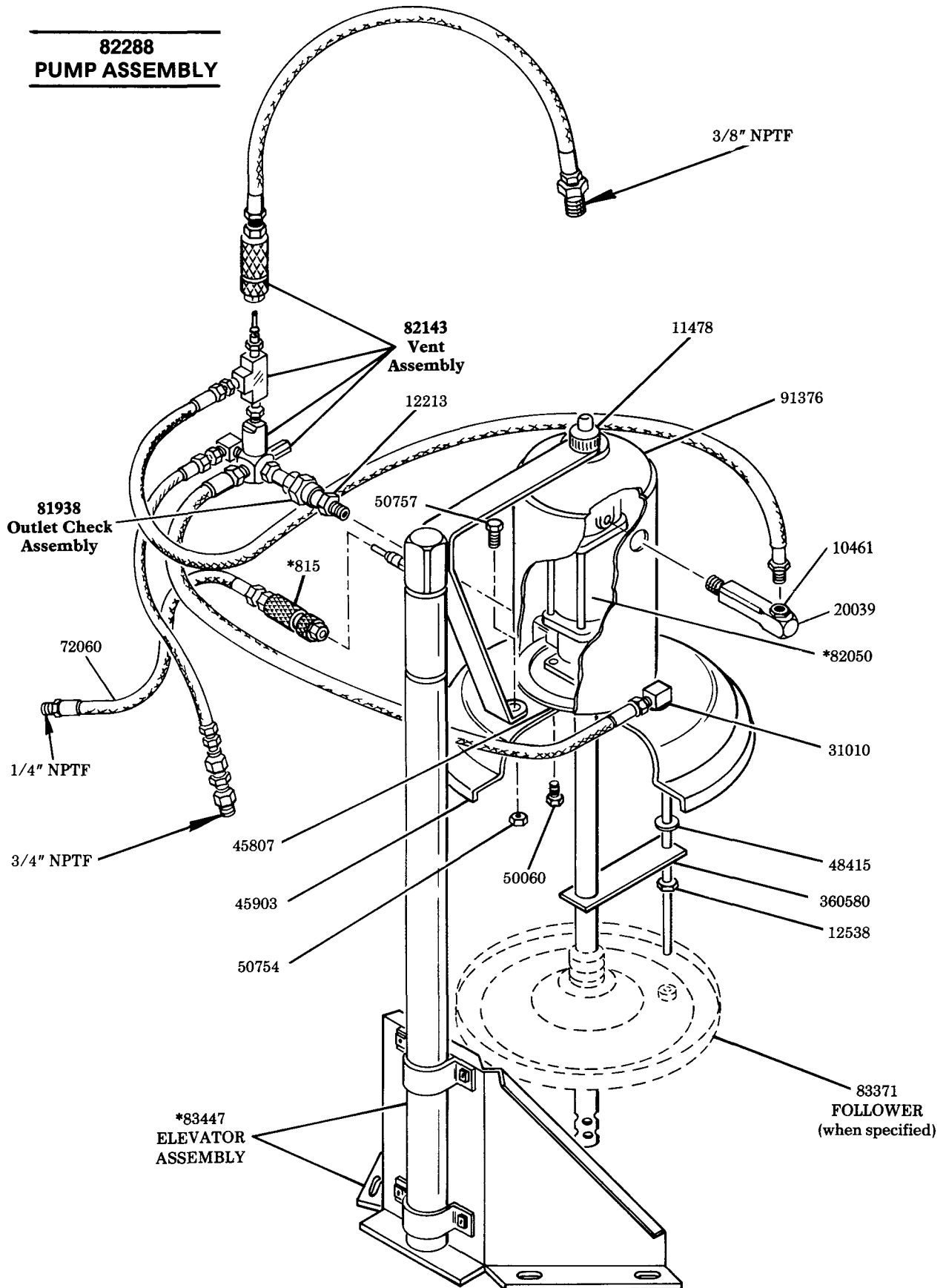
Sealing surface of disc and seat must form a perfect seal.

Replace if pitted, worn or scored.



**83948
VENT VALVE ASSEMBLY**

**82288
PUMP ASSEMBLY**



***REFER TO SEPARATE INSTRUCTIONS**

815 Air Coupler	— Section G9, Page 2 Series.
82050 Bare Pump Assembly	— Section A5, Page 7 Series.
83447 Elevator Assembly	— Section A6, Page 42 Series.

SERVICE PARTS

PART	QUAN.	DESCRIPTION	PART	QUAN.	DESCRIPTION
815	2	Air coupler	45903	1	Drum cover
10160	1	Elbow	48415	3	Washer
10313	1	Ball check seat	50060	4	Screw
10461	2	Bushing	50754	1	Nut
10462	1	Nipple	50757	1	Screw
10724	1	Elbow union nut	66001	1	Ball
11197	2	Nipple	66883	1	Union
11478	1	Cover nut	67034	1	Pipe coupling
11659	1	Fitting	67102	1	Pipe tee
11907	1	Check union nipple	67290	1	Vent pipe
12018	1	Bushing	72060	2	Air hose
12213	1	Adapter	76A060	1	Hose assembly
12538	1	Nut	80206	1	Check disc assembly
14720	1	Air cylinder	81712-16	1	Flexible tube
14721	1	Piston	81753	1	Elbow union
14722	1	Needle	81938	1	Outlet check assembly
14723	1	Valve seat	82050	1	Bare pump assembly
14724	1	Valve body	82143	1	Vent assembly
14727	1	Nipple	82288	1	Centro-matic pump
16377	1	Check housing	83447	1	Elevator assembly
20011	1	Bushing	83948	1	Vent valve assembly
20039	1	Adapter	84640	1	Control panel
31001	1	Gasket	90204	1	Outlet check bushing
31010	2	Gasket	90860	1	Outlet connector
31029	1	Gasket	90942	1	Safety unloader
31047	1	Check seat gasket	91268	1	Volume hose
34049	1	Elbow union gasket	91376	1	Airmotor cover
34229	1	Packing	92447	1	Packing
45807	1	Cover guide	360580	1	Bracket

RETAIN THIS INFORMATION FOR FUTURE REFERENCE

When ordering replacement parts, list: Part Number, Description, Model Number, and Series Letter.

LINCOLN provides a Distributor Network that stocks equipment and replacement parts.

A list of Authorized Service Departments will be furnished upon request.