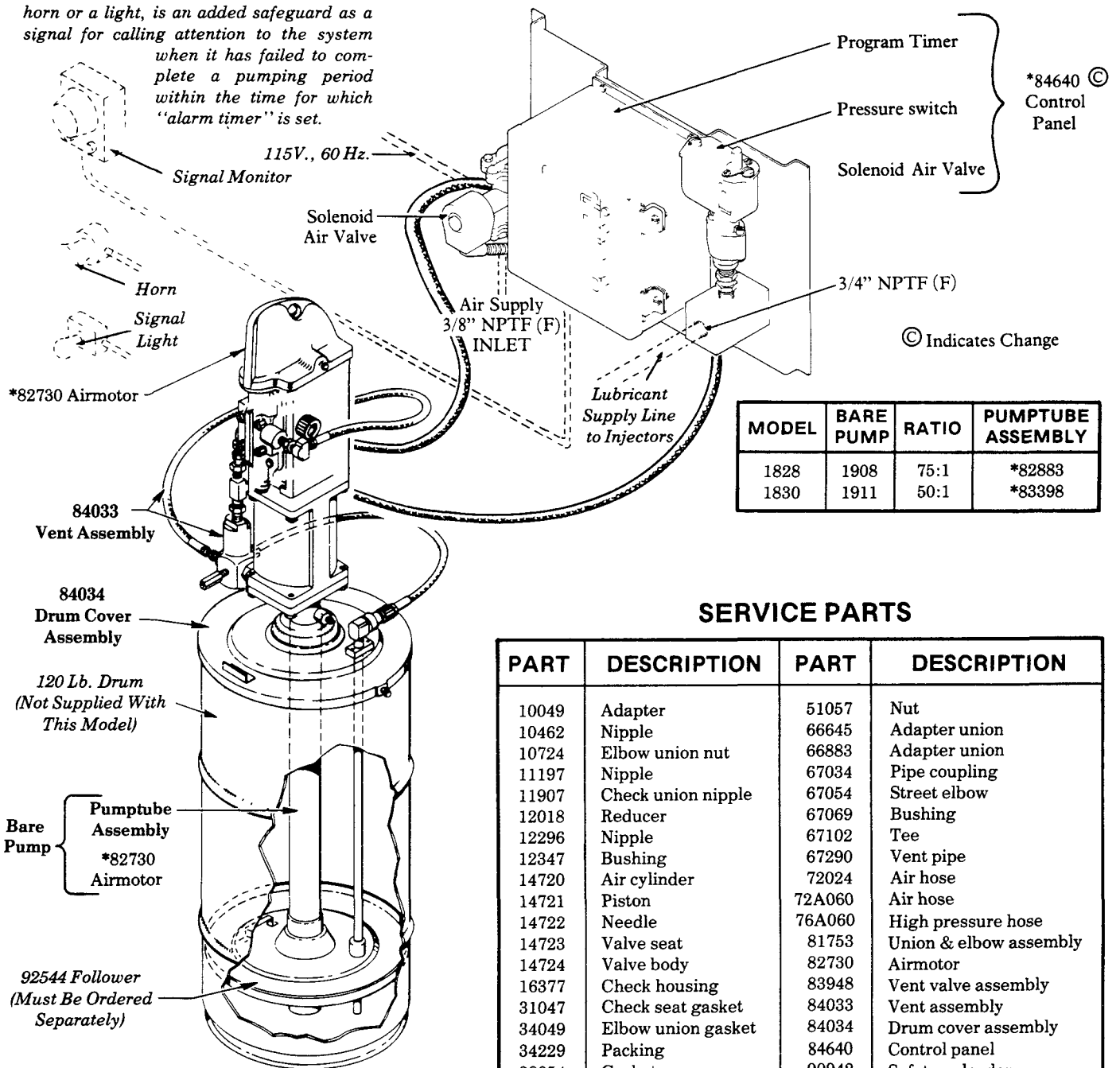


CENTRO-MATIC DRUM PUMP

Models 1828 1830

**AIR OPERATED - 120 LB. DRUM SIZE
HIGH PRESSURE, 2500 PSI GREASE SYSTEM**

MONITOR SIGNALS: A monitor, either a horn or a light, is an added safeguard as a signal for calling attention to the system when it has failed to complete a pumping period within the time for which "alarm timer" is set.



SERVICE PARTS

PART	DESCRIPTION	PART	DESCRIPTION
10049	Adapter	51057	Nut
10462	Nipple	66645	Adapter union
10724	Elbow union nut	66883	Adapter union
11197	Nipple	67034	Pipe coupling
11907	Check union nipple	67054	Street elbow
12018	Reducer	67069	Bushing
12296	Nipple	67102	Tee
12347	Bushing	67290	Vent pipe
14720	Air cylinder	72024	Air hose
14721	Piston	72A060	Air hose
14722	Needle	76A060	High pressure hose
14723	Valve seat	81753	Union & elbow assembly
14724	Valve body	82730	Airmotor
16377	Check housing	83948	Vent valve assembly
31047	Check seat gasket	84033	Vent assembly
34049	Elbow union gasket	84034	Drum cover assembly
34229	Packing	84640	Control panel
38054	Gasket	90942	Safety unloader
40232	Flange	91241	Volume hose
45671	Gasket housing	92447	Packing
50006	Cap screw	92545	Drum cover
50016	Screw	650106	Coupler nipple
50415	Drum cover screw	652008	Air coupler

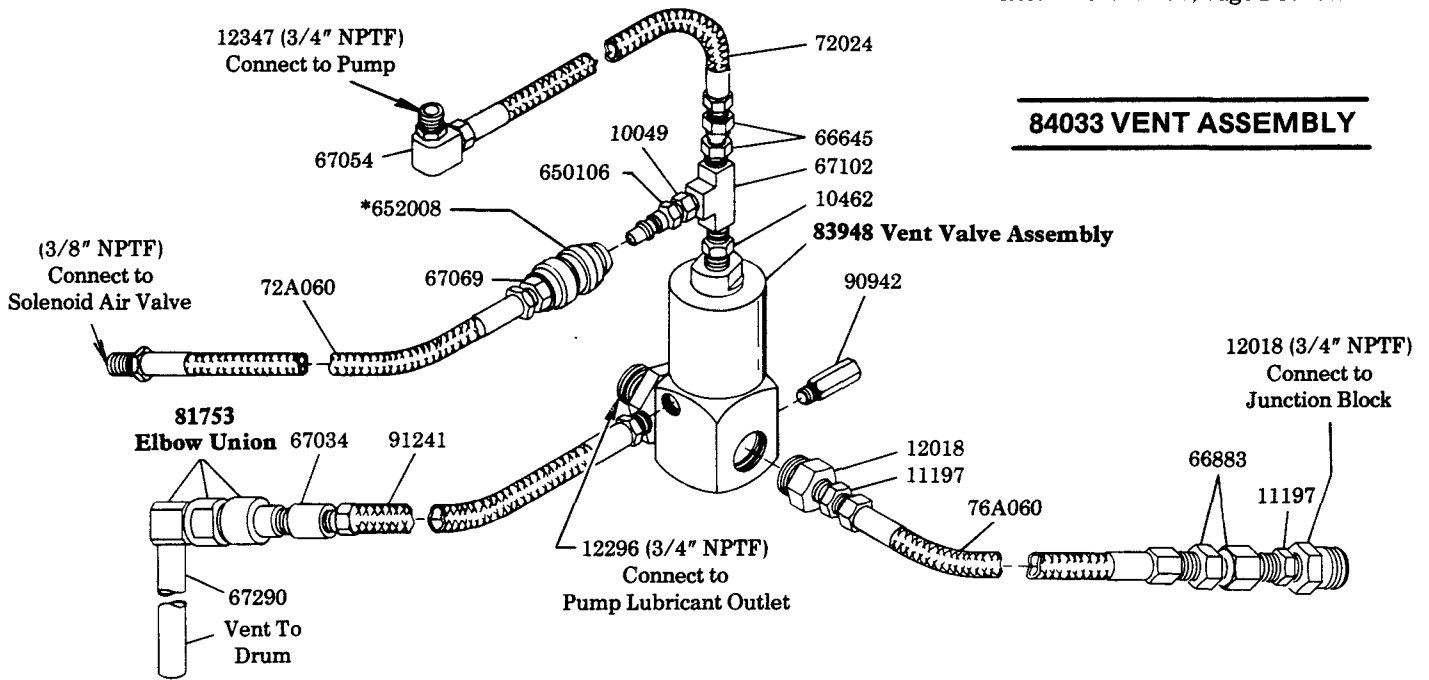
- *84640 Control Panel - Refer to Section C8, Page 223 Series.
- *82730 Airmotor - Refer to Section A50, Page 3 Series.
- *82883 Pumptube Assembly - Refer to Section A50, Page 50 Series.
- *83398 Pumptube Assembly - Refer to Section A50, Page 50 Series.

LINCOLN

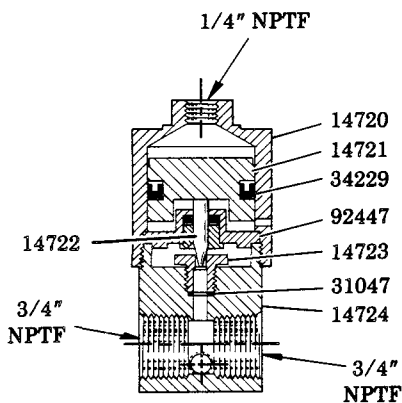
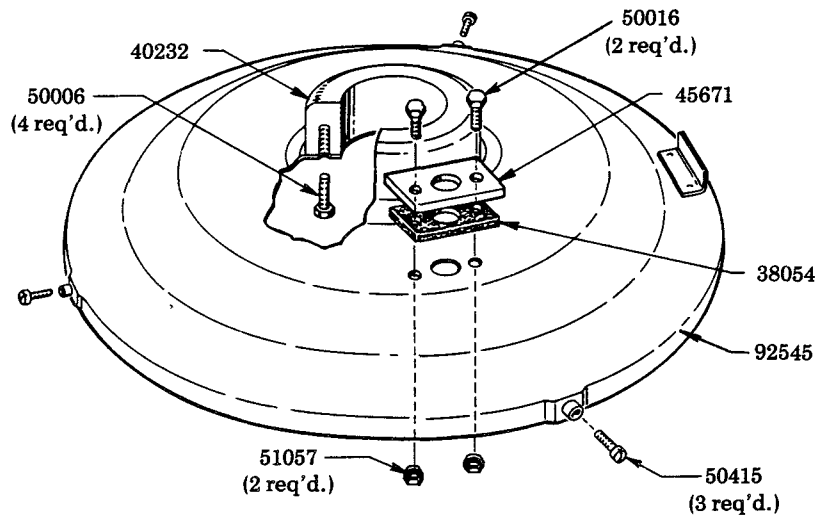
LINCOLN, One Lincoln Way
St. Louis, Missouri 63120-1578
(314) 679-4200 Customer Service, (314) 679-4300

SECTION - **C8**
PAGE - **80C**

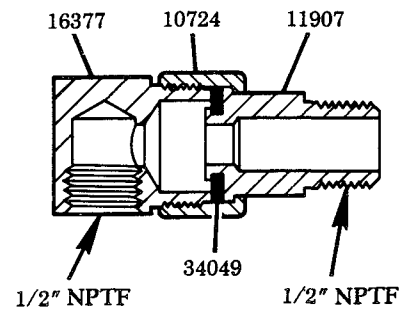
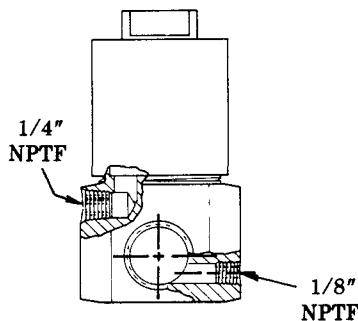
84033 VENT ASSEMBLY



**84034
DRUM COVER ASSEMBLY**



**83948
VENT VALVE ASSEMBLY**



**81753
ELBOW UNION**