

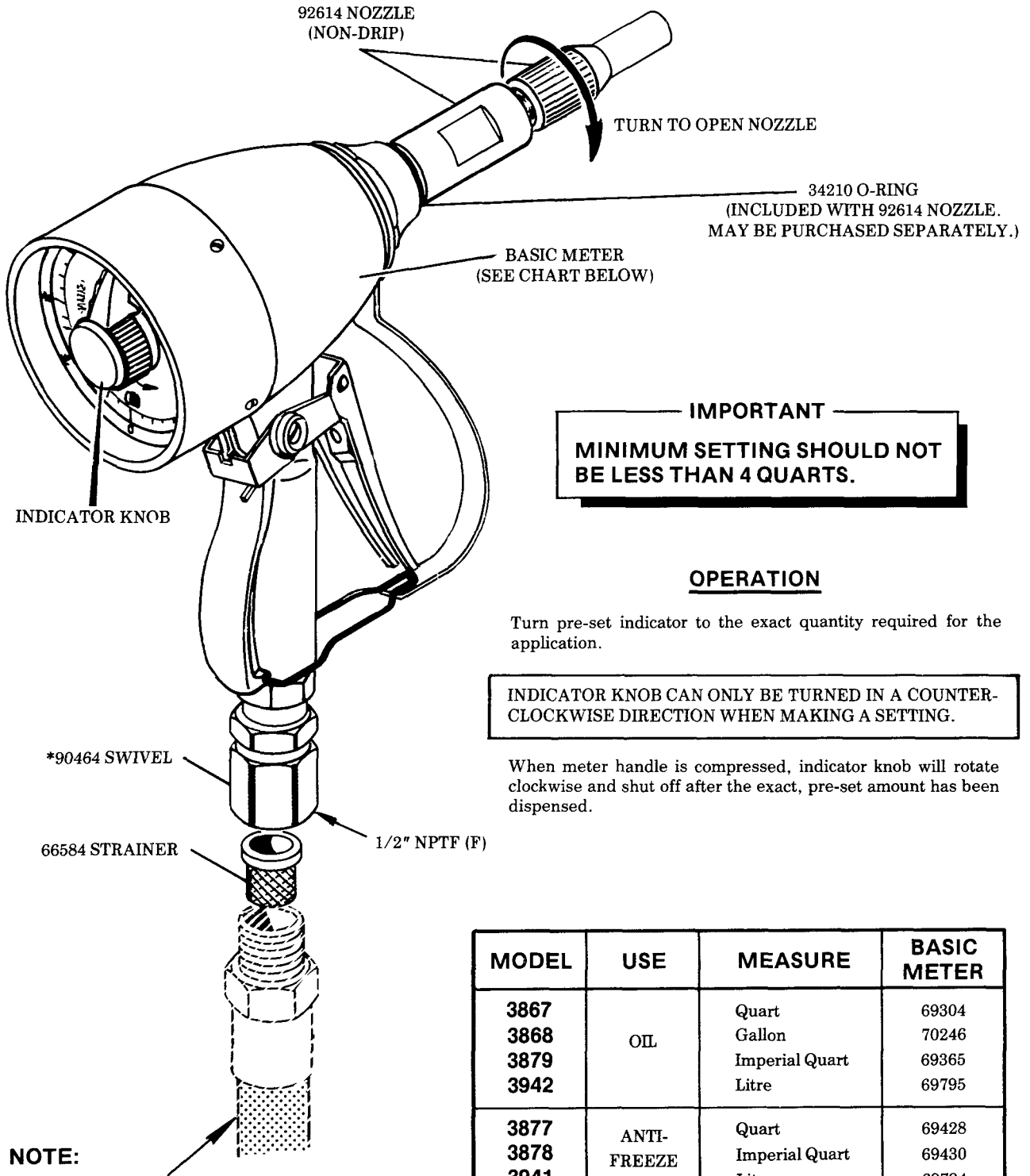
3867

1000 PSI MAXIMUM OPERATING PRESSURE
AND 4 GPM MAXIMUM FLOW.
2-1/2 GPM RECOMMENDED FOR ACCURACY.



METERING CONTROL VALVES

(PRE-SET TYPE)



IMPORTANT

MINIMUM SETTING SHOULD NOT BE LESS THAN 4 QUARTS.

OPERATION

Turn pre-set indicator to the exact quantity required for the application.

INDICATOR KNOB CAN ONLY BE TURNED IN A COUNTER-CLOCKWISE DIRECTION WHEN MAKING A SETTING.

When meter handle is compressed, indicator knob will rotate clockwise and shut off after the exact, pre-set amount has been dispensed.

NOTE:
Hose other than 73 type hose will require 66883 Adapter Union to accommodate 66584 Strainer.

MODEL	USE	MEASURE	BASIC METER
3867	OIL	Quart	69304
3868		Gallon	70246
3879		Imperial Quart	69365
3942		Litre	69795
3877	ANTI-FREEZE	Quart	69428
3878		Imperial Quart	69430
3941		Litre	69794

* Refer to Service Page, Section F-1, Page 2 Series.

LINCOLN ST. LOUIS
4010 GOODFELLOW BLVD · ST. LOUIS, MO 63120 · (314) 383 5900

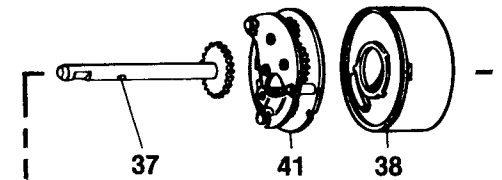
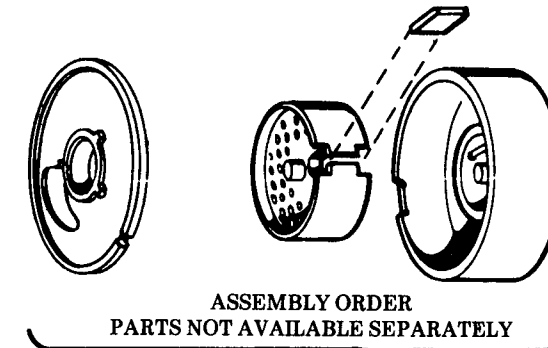
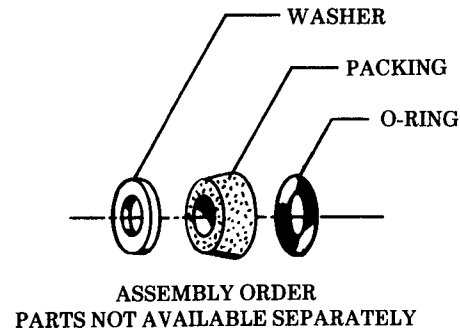
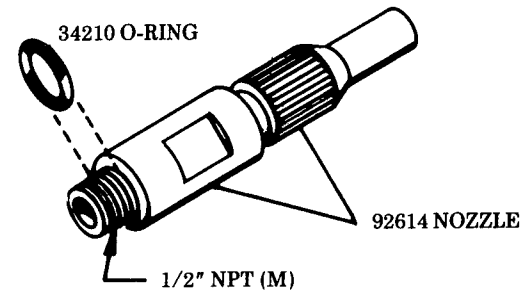


SECTION - F21
PAGE - 17C

IF OIL CONTINUES TO LEAK FROM NOZZLE TIP AFTER THE VALVE TRIGGER IS RELEASED:

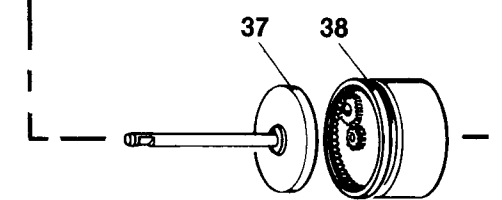
Oil is by-passing ITEM 30 Valve Seat Assembly. Replace part if worn or damaged. To remove valve seat assembly, disconnect delivery hose and 90464 Swivel from control valve. Unscrew ITEM 32 Spring Retainer and remove ITEM 31 Spring.

Oil may also be by-passing 34210 O-ring located between the 92614 Nozzle and the 68410-14 Cap (ITEM 40). Replace o-ring if worn or damaged.

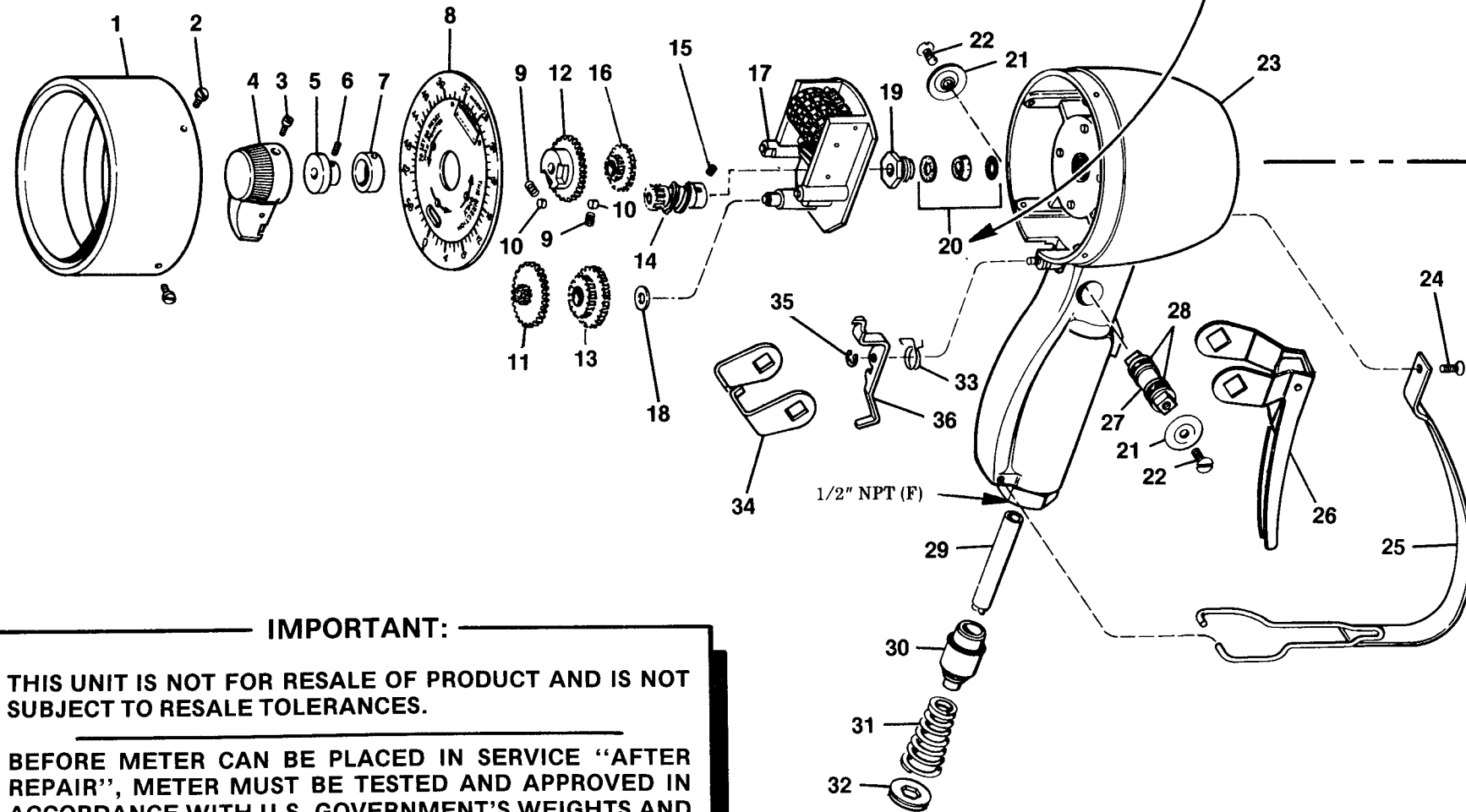
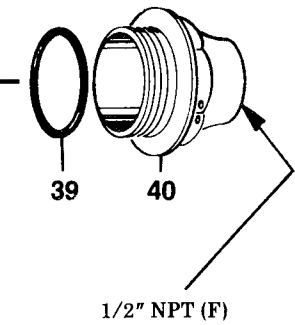
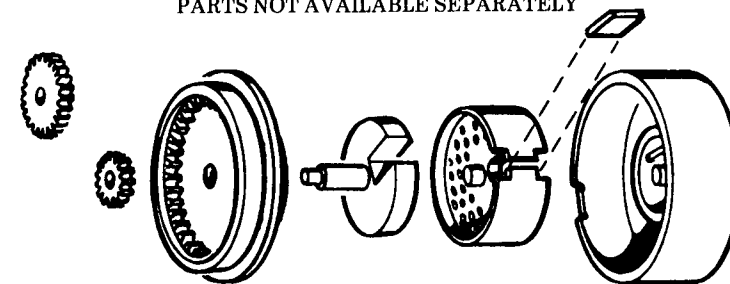


SPUR GEAR DRIVE

PLANETARY DRIVE



ASSEMBLY ORDER
PARTS NOT AVAILABLE SEPARATELY



IMPORTANT:

THIS UNIT IS NOT FOR RESALE OF PRODUCT AND IS NOT SUBJECT TO RESALE TOLERANCES.

BEFORE METER CAN BE PLACED IN SERVICE "AFTER REPAIR", METER MUST BE TESTED AND APPROVED IN ACCORDANCE WITH U.S. GOVERNMENT'S WEIGHTS AND MEASURES STANDARDS.

BASIC METER (TOTALIZING)

ITEM	DESCRIPTION	MODEL						
		3867	3868	3877	3878	3879	3941	3942
		U.S. QUARTS (OIL)	U.S. GALLONS (OIL)	U.S. QUARTS (ANTI-FREEZE)	IMPERIAL QUARTS (ANTI-FREEZE)	IMPERIAL QUARTS (OIL)	LITRES (ANTI-FREEZE)	LITRES (OIL)
1	Shroud	*69304-20						
2	Shroud screw	*66871-5 (4)						
3	Set screw	*66871-1						
4	Preset knob	*69304-16						
5	Preset knob retainer	*69304-15						
6	Set screw	*50540						
7	Preset knob retaining sleeve	*66871-98						
8	Dial & window assembly	69303	70247	69429	69431	69366	69795-1	69795-1
9	Clutch spring	*66871-3 (2)						
10	Clutch roller	*66871-4						
11	Compound gear assembly	69304-9	69304-9	69428-17	69428-17	69304-9	69304-9	69304-9
12	Preset knob drive cam	*69304-10						
13	Gear & pinion assembly	NA	NA	69428-18	69428-18	NA	NA	NA
14	Worm assembly	66871-157	69428-15	69428-15	69428-15	66871-157	69795-2	69795-2
15	Set screw	*50541						
16	Gear & pinion assembly	NA	NA	69428-19	69428-19	NA	NA	NA
17	Register assembly	68602-8	68602-8	69428-16	69428-16	68602-8	69795-3	69795-3
18	Washer	69304-23	69304-23	66871-116	66871-116	69304-23	69304-23	69304-23
19	Packing box gland nut	*66871-23						
20	Packing kit	66871-33	69428-12	69428-12	69428-12	66871-33	66871-33	66871-33
21	Washer	*68410-3 (2)						
22	Screw	*68410-2 (2)						
23	Housing	69304-1	69304-1	69428-1	69428-1	69304-1	69794-2	69795-6
24	Screw	*69304-22						
25	Hand guard	*69304-21						
26	Trigger assembly	*69304-4						
27	Cam	*69304-2						
28	Quad ring	68410-4 (2)	69428-2 (2)	69428-2 (2)	69428-2 (2)	68410-4 (2)	68410-4 (2)	68410-4 (2)
29	Valve sleeve assembly	*68410-6						
30	Valve seat assembly	68410-25	69428-25	69428-25	69428-25	68410-25	68410-25	68410-25
31	Spring	*69304-3						
32	Spring retainer	*68410-11						
33	Lock pawl spring	*69304-12						
34	Lock bar	*69304-5						
35	E-ring	*69304-14						
36	Lock pawl	*69304-13						
37	Upper driving pawl gear assembly	69304-6	70246-1	69428-5	69428-5	69365-1	69795-4	69795-4
38	Chamber & piston assembly	68410-15	68410-15	69428-7	69428-20	68410-22	69795-5	69795-5
39	O-ring	66871-12	69428-11	69428-11	69428-11	66871-12	66871-12	66871-12
40	Cap	*68410-14						
41	Spur gear train	NA	NA	69428-6	66871-140	NA	NA	NA
	GEAR DRIVE	PLANETARY	PLANETARY	SPUR	SPUR	PLANETARY	PLANETARY	PLANETARY

* Part Number Typical For All Models Listed
Quantity Indicated In Parenthesis.

RETAIN THIS INFORMATION FOR FUTURE REFERENCE

When ordering replacement parts, list: Part Number, Description, Model Number, and Series Letter.

LINCOLN ST. LOUIS provides a Distributor Network that stocks equipment and replacement parts.
A list of Authorized Service Departments will be furnished upon request.