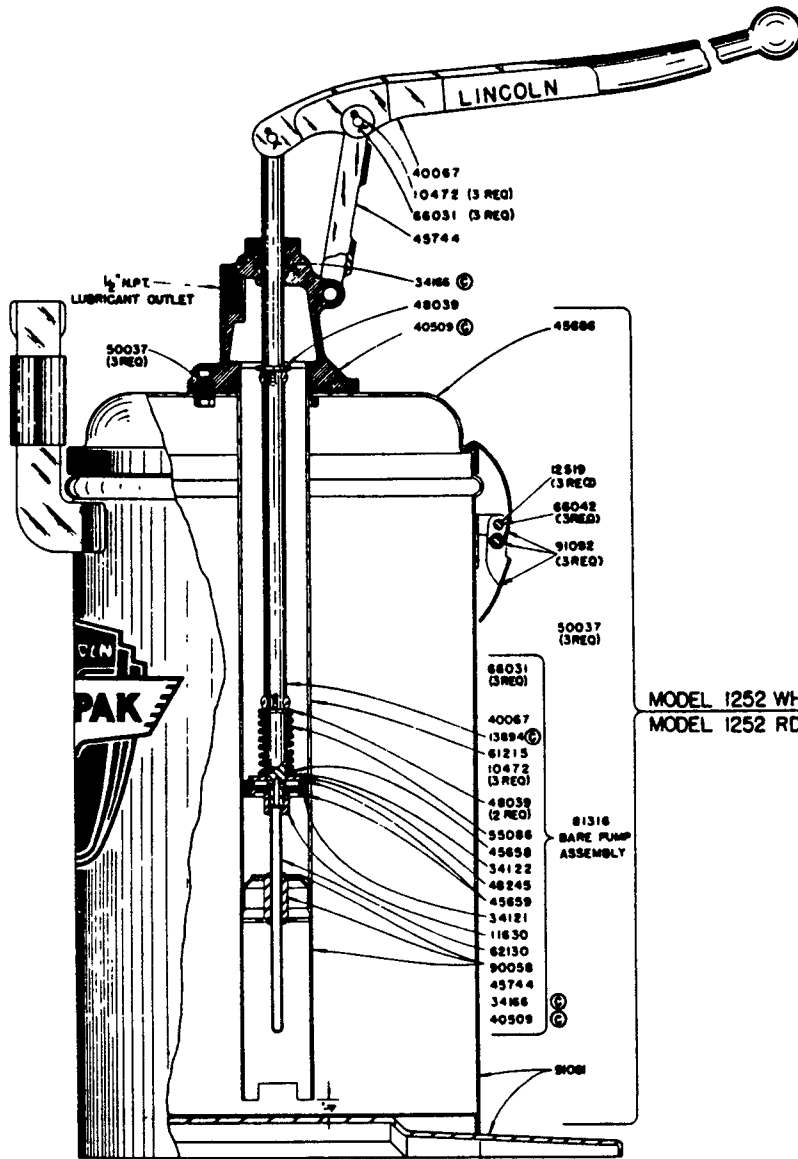


Series "E" Models 1252, 1253, 1254

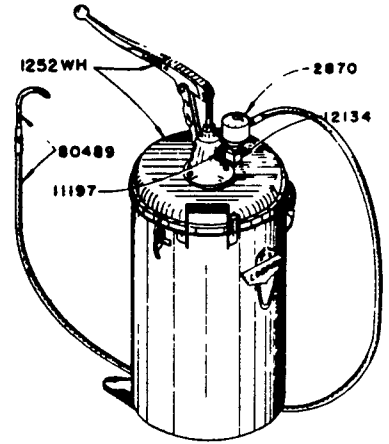
OPERATING INSTRUCTIONS PARTS AND SERVICE

LINCOLN LUBPAK

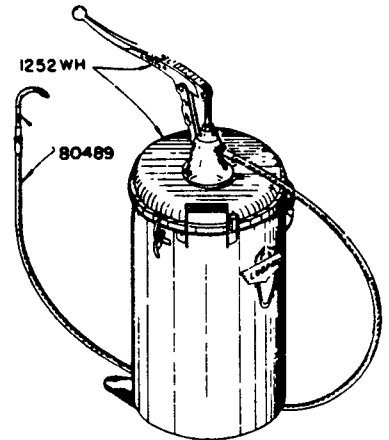
30 LB. CAPACITY



MODEL 1252 WH. & RD.
LUB-PAK

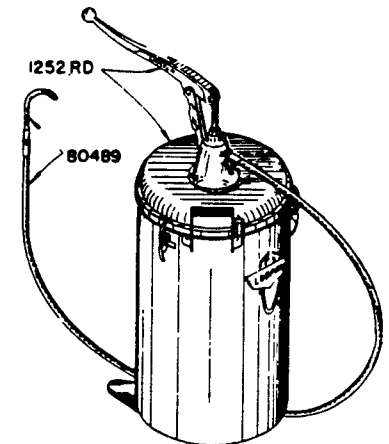


MODEL 1253

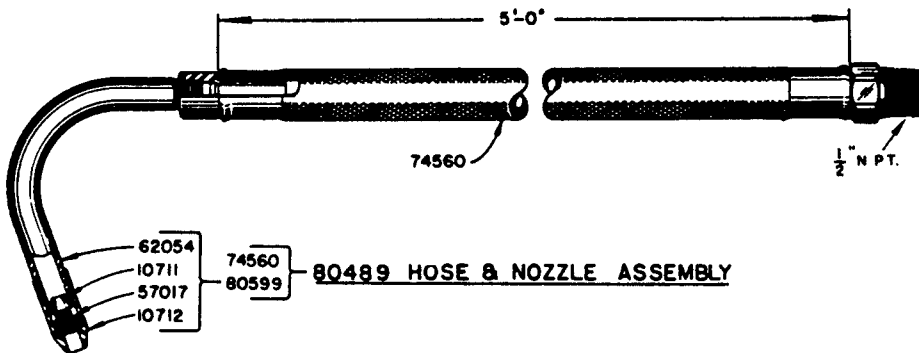


MODEL 1254

MODEL 1252 WH.
MODEL 1252 RD.



MODEL 1254 RD



Ⓢ INDICATES CHANGE

LINCOLN

A PENTAIR COMPANY

One Lincoln Way
St. Louis, Missouri 63120-1578
(314) 679-4200

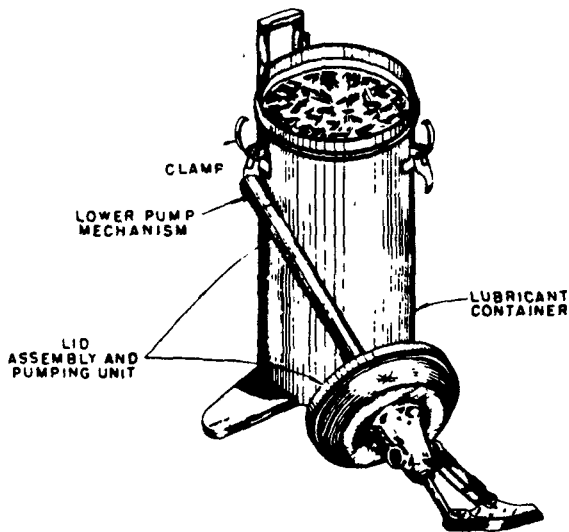
SECTION - J3

PAGE - 2E

FILLING CONTAINER

Unfasten three Clamps holding the Container Lid to the Container. Entire Lid Assembly and Pumping Unit can then be removed from the Container.

Pack Lubricant carefully in Container to avoid excessive air pockets. Clean inside of Container before filling with Lubricant. Foreign material may result in extensive damage if inducted into lower Pump Mechanism.

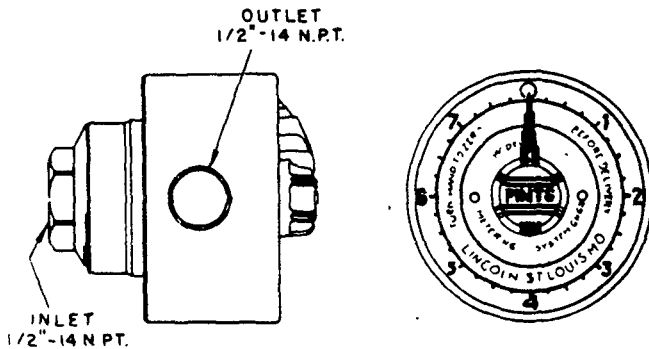


OPERATING INSTRUCTIONS

Pump is operated by up and down movement of Pump Handle. Volume of Lubricant dispensed is controlled by speed with which Handle is operated and length of stroke taken to operate Pump. To obtain maximum volume use full range of Handle movement from top-most position to bottom stop of stroke.

LOSS OF VOLUME OR PRESSURE INDICATES:

- A. Lubricant low in Container and not flowing to bottom of Pump Tube.
- B. 90058 Foot Valve fouled or 48245 and 45659 Piston held open by foreign particles. Remove and clean.
- C. After extensive use the 34121 and 34122 Packings may be worn or damaged. Replace with new Packings. Before replacing 34121 Packing examine inside of 61215 Tube for rough surface and replace Tube if damaged.



MODEL 2870 PINT METER
Used On Model 1253

NOTE: This Meter should be handled carefully, as it is an instrument that will not stand abuse. Must be returned to the factory for all repairs.

REPAIR PARTS LIST

PART NO.	DESCRIPTION	PART NO.	DESCRIPTION
2870	Meter	48039	Packing Washer
10472	Toggle Pin	48245	Piston Check Disc
10711	Nozzle Check	50037	Hex. Hd. Screw
10712	Nozzle Tip	55086	Pump Piston Spring
11197	Hex. Nipple	57017	Nozzle Spring
11630	Expeller Tube Adapter	61215	Pump Tube
12134	Elbow	62054	Nozzle Tube
12519	Fastener Pin	62130	Air Expeller Tube
13894	Connecting Rod	66031	Cotter
34121	Piston Packing	66042	Cotter
34122	Check Disc Packing	74560	Hose
34166	O-Ring	80489	Hose and Nozzle Assembly
40067	Pump Handle	80599	Nozzle Assembly
40509	Cylinder Head	81316	Bare Pump Assembly
45658	Packing Retainer	90058	Foot Valve Assembly
45659	Piston	91081	Container Assembly
45686	Container Cover	91092	Fastener Assembly
45744	Toggle		

RETAIN THIS INFORMATION FOR FUTURE REFERENCE

When ordering Replacement Parts, List Part Numbers, Description, Model Number, and Series Letter.
LINCOLN ST. LOUIS Provides a Distributor Network that stocks Equipment and Replacement Parts.
Repairs by Authorized Service Depts. List furnished upon request.