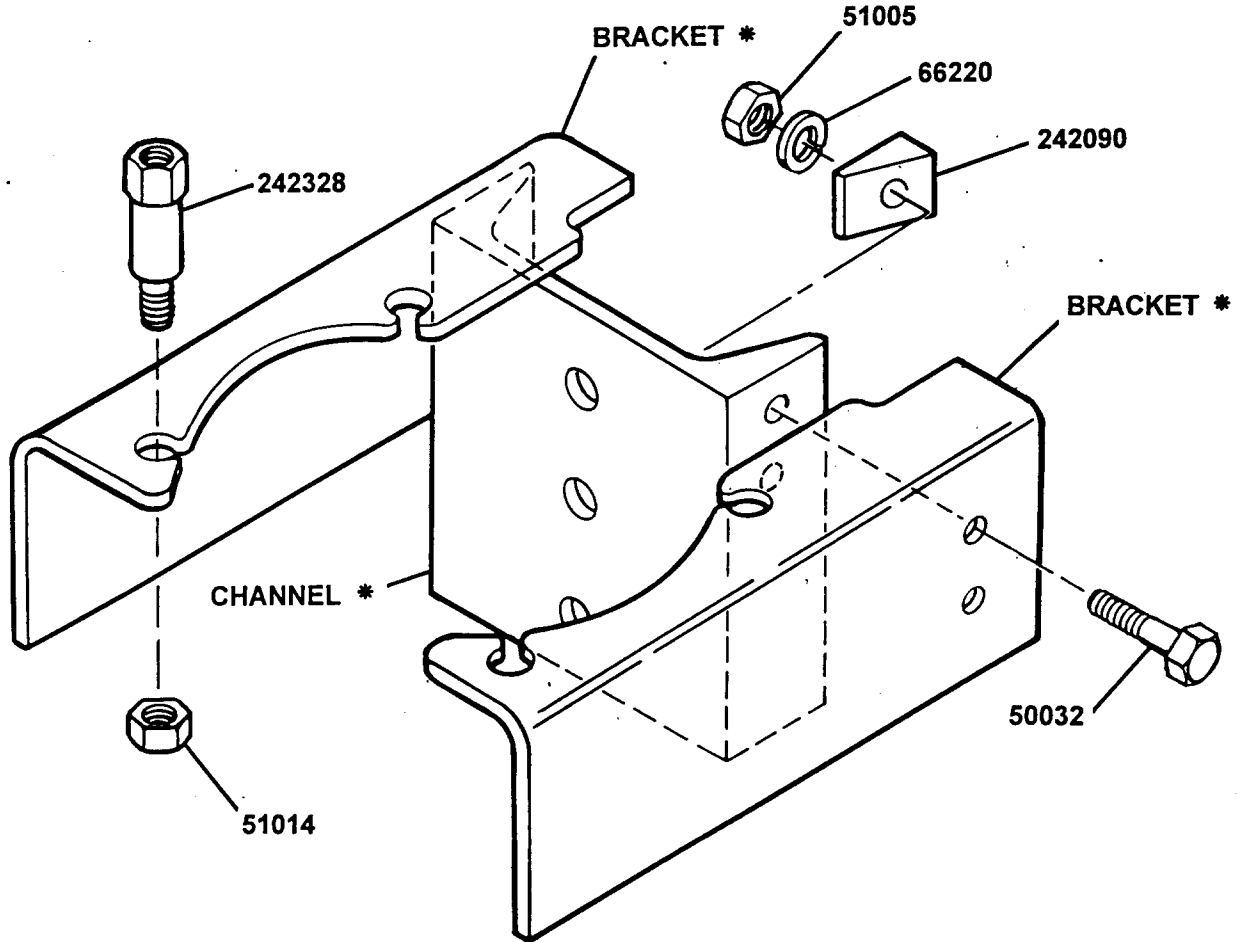


Included With Model 2718 Pressure Primer
For Pile Driver III Pumps



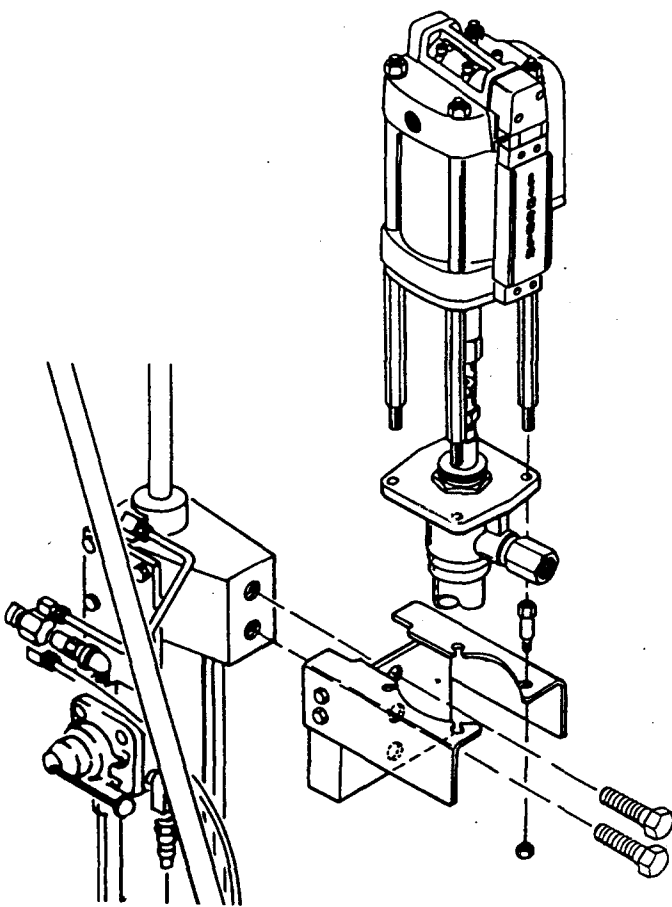
SERVICE PARTS

PARTS	QTY	DESCRIPTION
50032	4	Hex, screw
51005	4	Hex, nut
51014	4	Hex, nut
66220	4	Lock washer
242090	4	Bevel washer
242328	4	Adapter

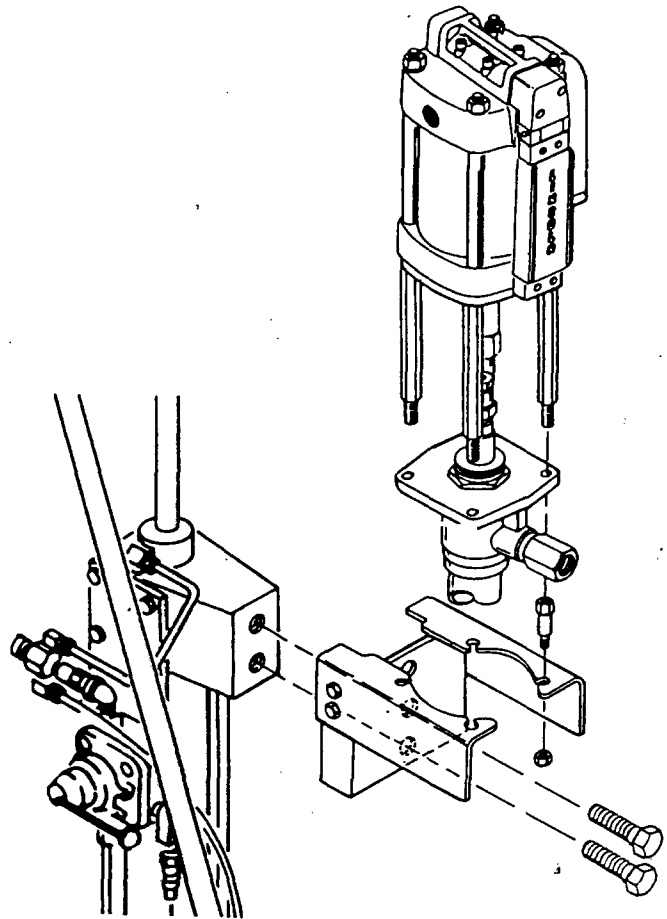
* AVAILABLE ONLY
IN BRACKET KIT
84784

ASSEMBLY INSTRUCTIONS

1. Mount bracket part number 84784 to pump hoist channel, per the illustration that shows the pump tube type you will be using.
2. To install air motor and pump tube to bracket, remove 4 hex nuts from air motor tie rods and discard. Mount air motor to pump tube outlet body, using adapters 242328. Use recommended procedure listed in air motor and pump tube owner's manual. Then fasten air motor and pump tube to bracket using nuts 51014 supplied with bracket kit 84784.



PILE DRIVER III PUMP TUBES
84900, 84901, 84902, 84904



PILE DRIVER III PUMP TUBES
84921, 84922, 84923

RETAIN THIS INFORMATION FOR FUTURE REFERENCE

When ordering replacement parts, list: Part Number, Description, Model Number and Series Letter.
LINCOLN provides a Distributor Network that stocks equipment and replacement parts.