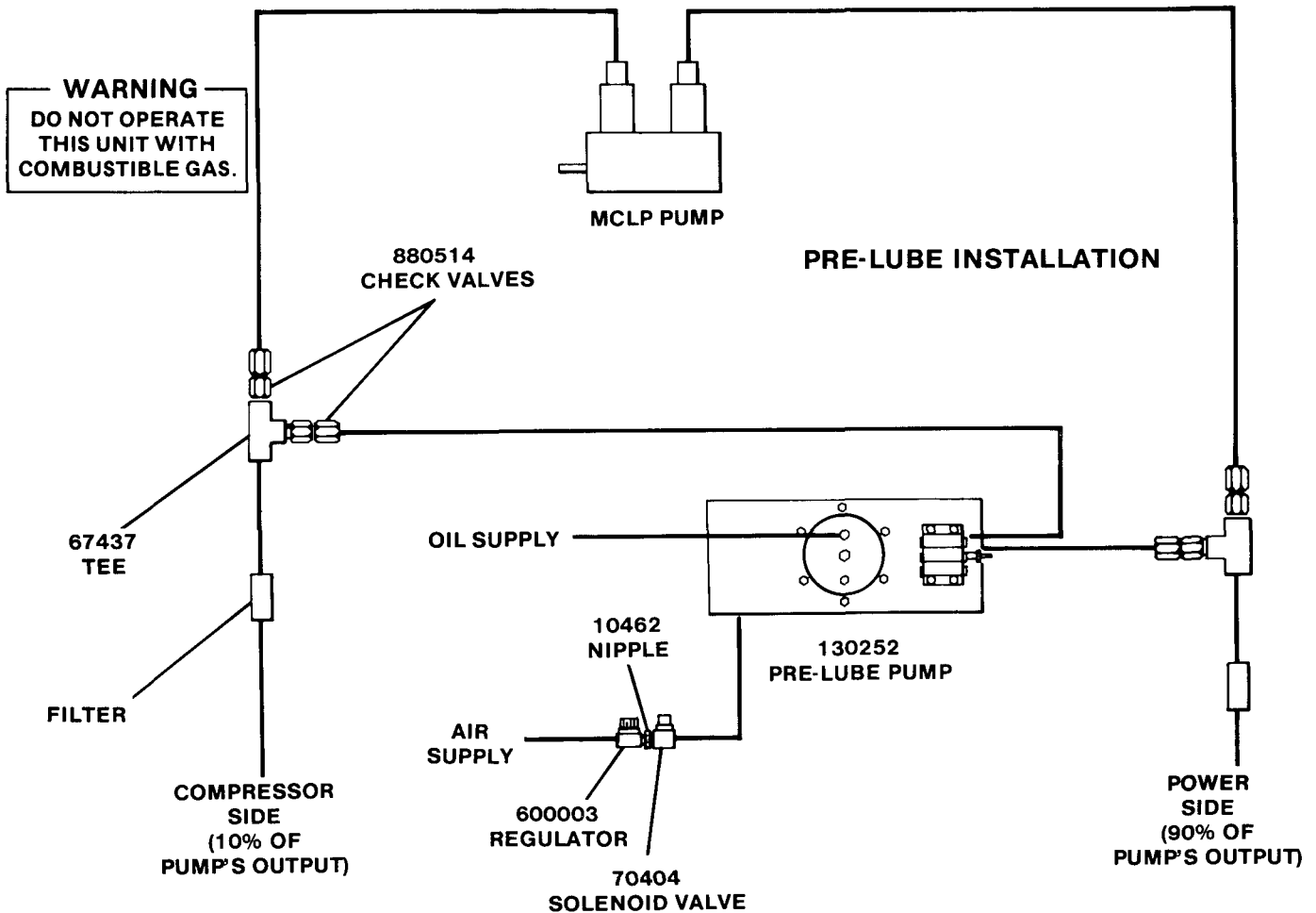


### SPECIFICATIONS:

40:1 RATIO - LUBRICANT PRESSURE TO AIR PRESSURE.  
 MAXIMUM AIR PRESSURE - 100 PSI.  
 MAXIMUM LUBRICANT INLET PRESSURE - 50 PSI.  
 1450 PSI PIN-TYPE INDICATORS AT DIVIDER VALVE OUTLETS.  
 2050 PSI RUPTURE INDICATOR WITH RETURN TO RESERVOIR.

### FOR COMPRESSOR ENGINES

1:9 RATIO PROPORTION OUTPUT  
 AIR INLET - 1/8" NPTF.  
 LUBE INLET - 1/4" NPTF.  
 LUBE OUTLETS - 1/8" NPTF.



### DESCRIPTION

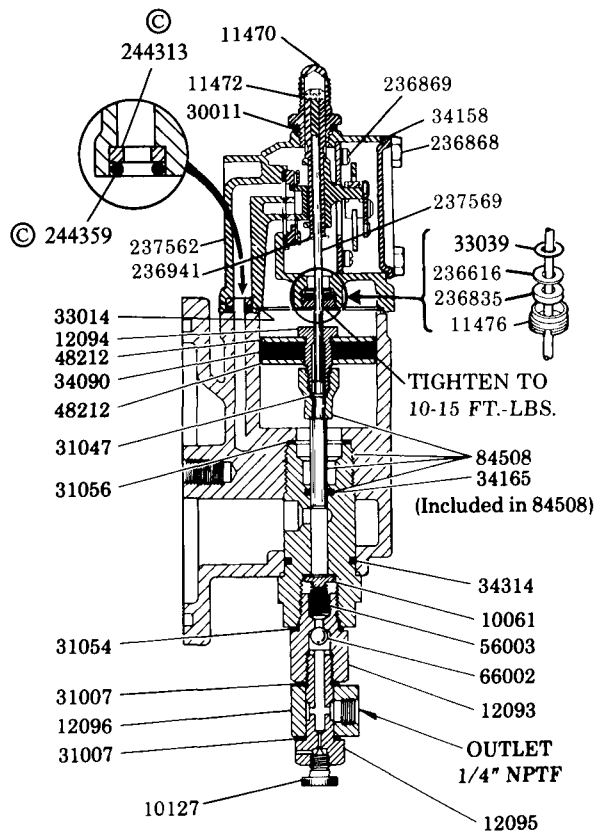
Model 130252 Air Operated Pre-Lube Pump is used on compressor engines when a pneumatic pre-lube is desired. This pump is normally used together with a Modular Lube MCLP Pump and Divider Valve System to successfully pre-lube the engine's cylinders and rod packings until normal lubrication is continued by the MCLP Pump (see schematic above).

Lubricant output is adjustable by regulating the quantity of air to the air cylinder. 70404 3-Way Air Solenoid Valve (explosion-proof with vent to atmosphere), 600003 Regulator and 10462 Nipple (to connect solenoid to regulator) are included to control air supply to the pump.

**NOTE:** The regulator should be mounted in the constant air supply line to the solenoid as shown above.

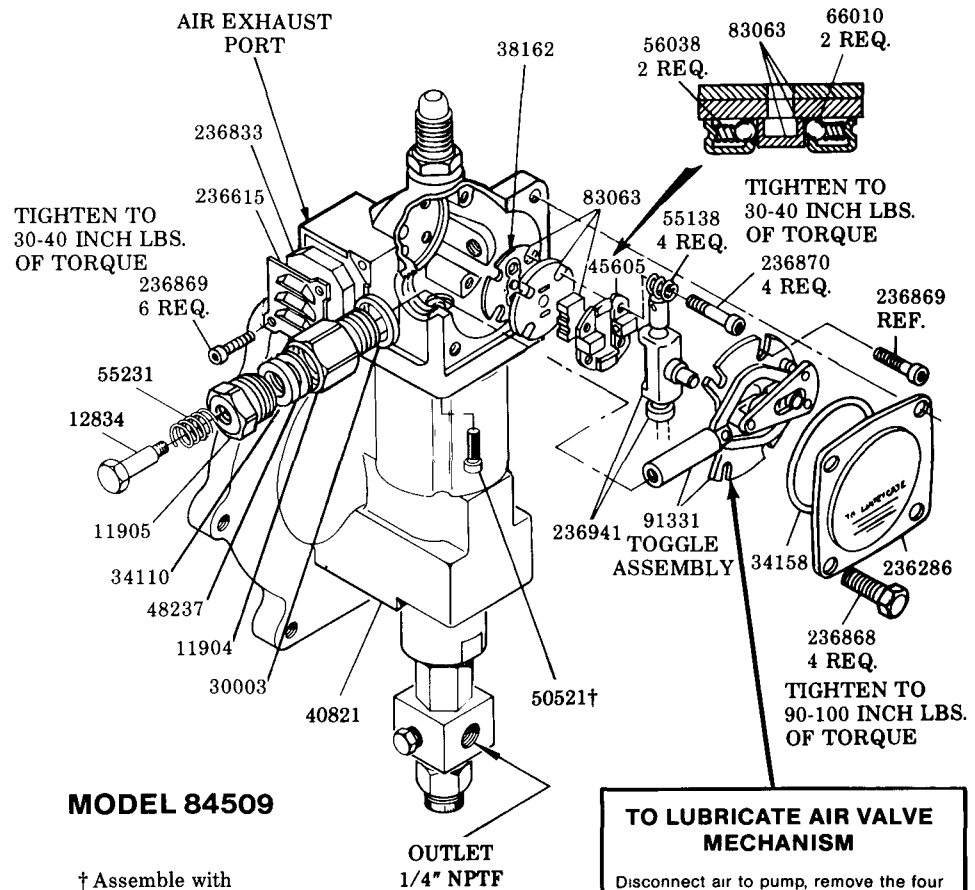
An MM Divider Valve Set is located on top side of the pump to divide the lubricant output into a 1:9 ratio, a common ratio between compressor and power cylinder requirements. Other ratios are available by changing the MM Divider Valves.

The illustration above shows a typical installation of the pre-lube pump in an MCLP Pump and Divider Valve System. Four 880514 Check Valves (1/4" NPTF) and two 67437 Tees (1/4" NPTF Female) are also included for the installation as shown.



© Indicates Change

**IMPORTANT** - Start fasteners by hand to avoid stripping threads when re-assembling.



**MODEL 84509**

† Assemble with Loctite #242 Blue

**TO LUBRICATE AIR VALVE MECHANISM**

Disconnect air to pump, remove the four cover screws, cover plate and cover plate gasket

Remove and disassemble the air valve casting from the pump

The air valve casting should be cleaned or flushed to remove any chips, or other foreign particles prior to re-assembly

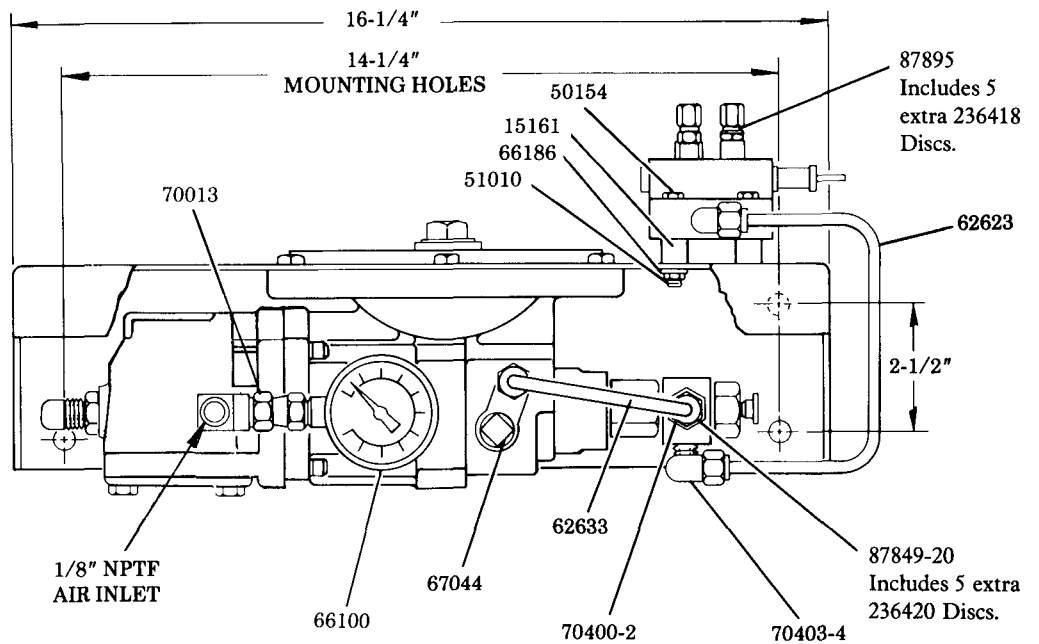
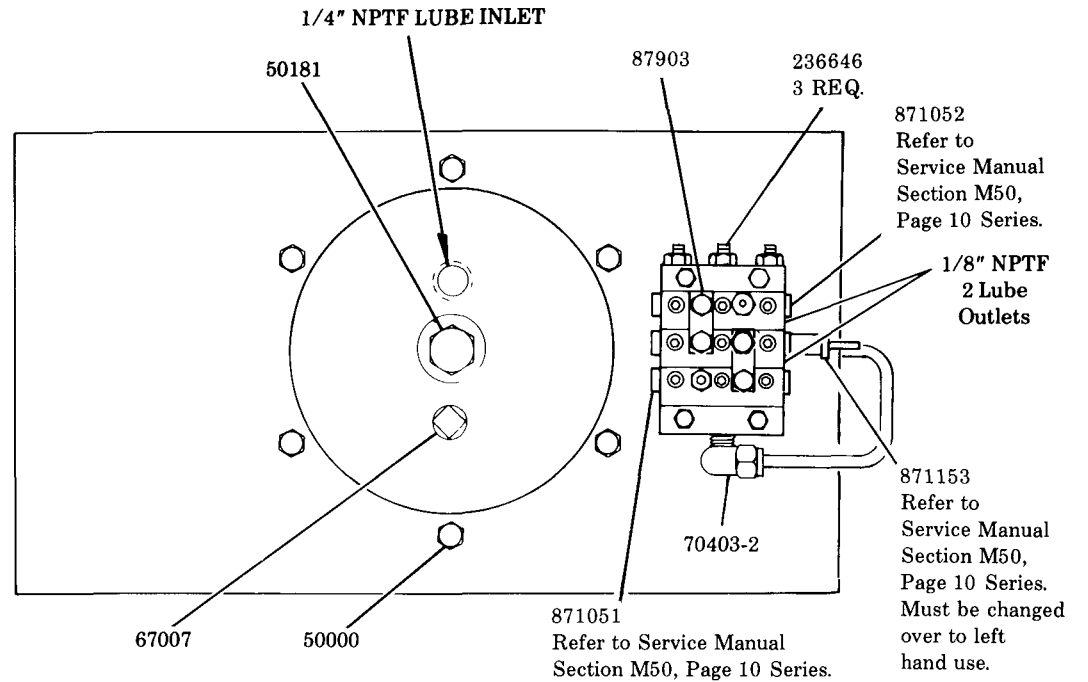
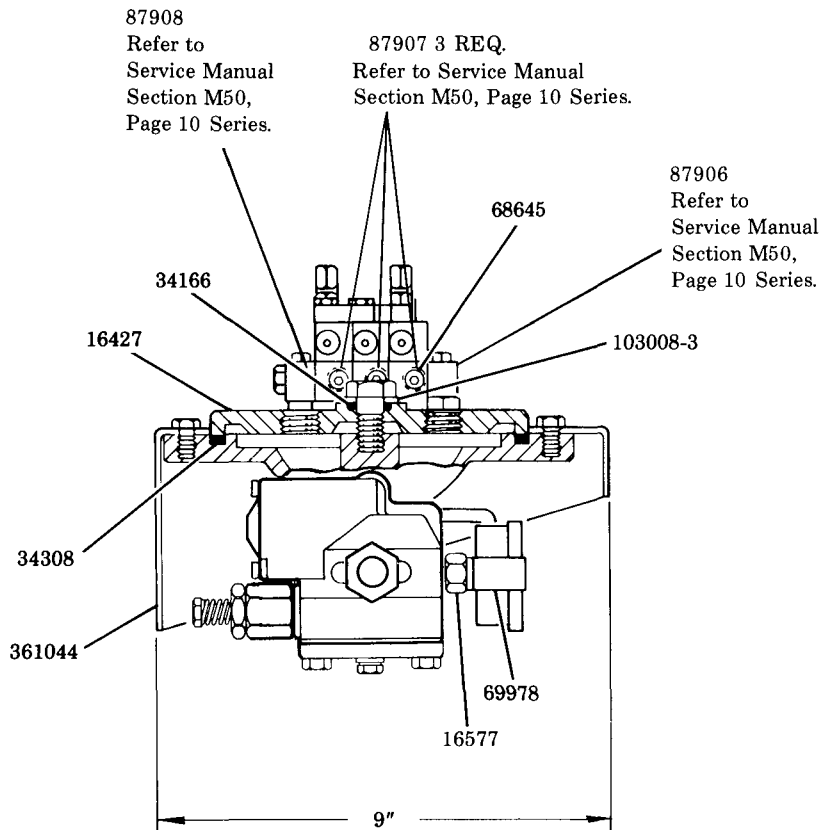
Before replacing the toggle assembly, pack cavity with grease

Use NLGI No 1 (light grade) water repellent grease Approximately 1½ ounces.

Replace cover gasket, cover, and screws Tighten to avoid air leaks.

Periodic inspection of parts at least once each year is advisable

**MODEL 130252  
AIR OPERATED  
PRE-LUBE PUMP**



## SERVICE PARTS

Part	Qty.	Description	Part	Qty.	Description
10061	1	Pump check disc	62633	1	Tubing
10127	1	Plug	66002	1	Steel ball
10462	1	Nipple	66010	2	Steel ball
11470	1	Cap	66100	1	Gauge
11472	1	Trip rod pin	66186	4	Lockwasher
11476	1	Trip rod packing nut	67007	1	Plug
11904	1	Packing nut	67044	1	Plug
11905	1	Packing cap	67437	2	Tee
12093	1	Check housing	68645	4	Plug
12094	1	Air piston bolt	69978	1	Tee
12095	1	Outlet body	70013	1	Adapter union
12096	1	Outlet block	70400-2	2	Connector
12511	1	Pipe plug	70403-3	1	Connector
12834	1	Spring retainer	70403-4	1	Connector
15161	4	Spacer	70404	1	Solenoid valve
16427	1	Cover plate	83063	1	Valve slide, seat, & gasket assembly
16577	1	Restrictor	84508	1	Bushing, plunger & o-ring assembly
30003	1	Gasket	87849-20	1	Indicator assembly
30011	1	Gasket	87895	2	Indicator assembly
31007	2	Gasket	87903	2	Crossport bar assembly
31047	1	Gasket	87906	1	Inlet block
31054	1	Gasket	87907	3	Intermediate block
31056	1	Gasket	87908	1	End block
33014	1	Gasket	91331	1	Toggle plate
33039	1	Gasket	103008-3	1	Washer
34090	1	Packing (Buna-N)	236286	1	Cover
34110	1	Packing (Buna-N)	236615	1	Muffler cover
34158	1	Gasket (Neoprene)	236616	1	Gasket
34165	1	O-ring (Buna-N)	236646	3	Tie rod
34166	1	O-ring (Buna-N)	236833	1	Muffler
34308	1	Gasket (Buna-N)	236835	1	Packing
34314	1	O-ring (Buna-N)	236868	4	Screw
38162	1	Valve gasket (Buna-N)	236869	6	Screw
40821	1	Base casting	236870	4	Valve seat bolt
45605	1	Valve guide plate	236941	1	Trip shoe assembly
48212	2	Washer	237562	1	Air valve casting
48237	1	Washer	237569	1	Trip rod assembly
50000	6	Screw	239330	1	Viton packing assembly
50154	4	Screw	239336	1	Valve body
50181	1	Screw	244313	1	Seat
50521	4	Screw	244359	1	O-ring (Buna-N)
51010	4	Nut	361044	1	Bracket
55138	4	Spring	600003	1	Regulator
55231	1	Spring	871051	1	Divider valve assembly
56003	1	Spring	871052	1	Divider valve assembly
56038	2	Spring	871153	1	Divider valve assembly
62623	1	Tubing	880514	4	Check valve

**RETAIN THIS INFORMATION FOR FUTURE REFERENCE**

When ordering replacement parts, list: Part Number, Description, Model Number, and Series Letter.

LINCOLN provides a Distributor Network that stocks equipment and replacement parts.