

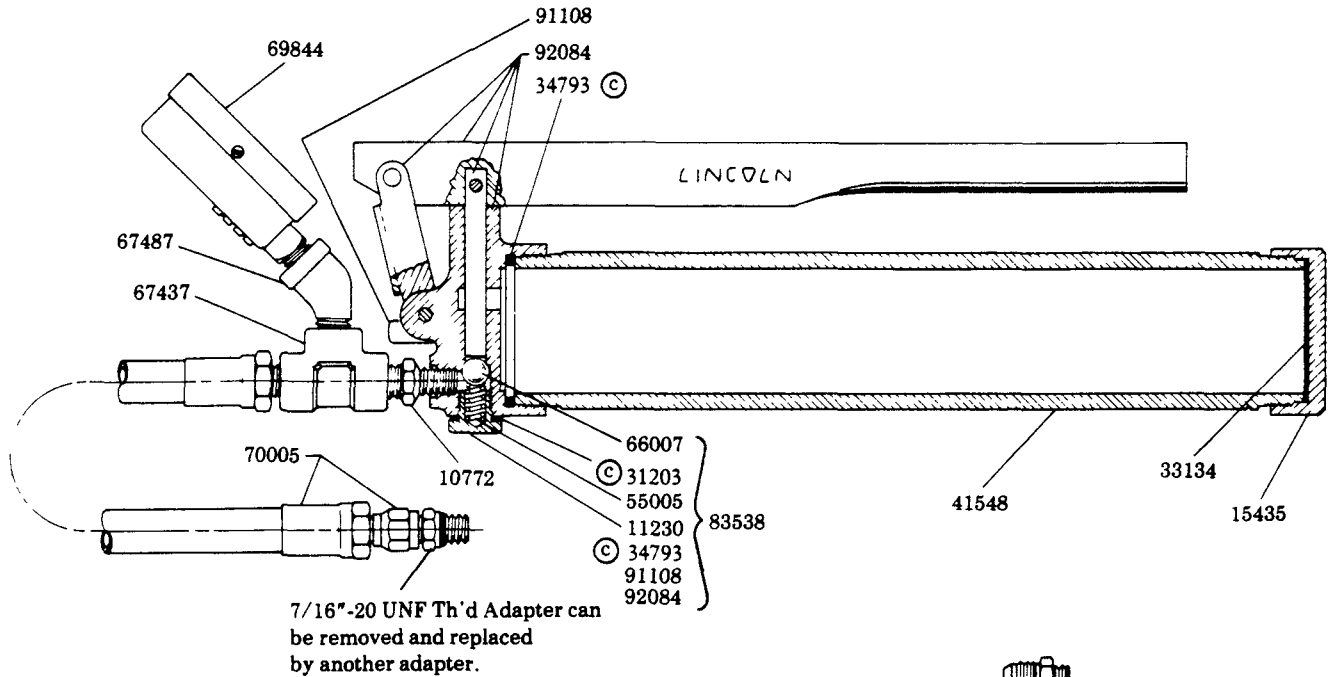
MANUAL HAND PUMP

TO BE USED WITH OIL ONLY
(16 OZ CAPACITY)





Model 130117

Series "B"



© Indicates change



Adapter screws into the purge port of a Manifold Bar and also into the Indicator Outlet of MC, ML, MM & MR Divider Valve Blocks.

SERVICE INSTRUCTIONS

If manual hand pump fails to develop pressure:

- A) A vacuum may have been created in the container tube. Loosen 15435 Cap to relieve pressure.
- B) Debris maybe holding the ball check open. Remove 11230 Spring Housing, 55005 Spring and 66007 Ball. Clean all parts thoroughly, including the check seat in the head assembly.

To fill hand pump, remove 15435 Cap and 33134 Gasket.

SERVICE PARTS

PART	QUAN.	DESCRIPTION	PART	QUAN.	DESCRIPTION
10772	1	Nipple	55005	1	Spring
11230	1	Spring housing	66007	1	Steel ball
15228	1	Adapter	67437	1	Pipe tee
15377	1	Adapter	67487	1	Street elbow
15378	1	Adapter	69844	1	Pressure gauge
15435	1	End cap	70005	1	Hose
31203	1	Gasket	83538	1	Head assembly
33134	1	Gasket	91108	1	Filler fitting
34793	1	Gasket	92084	1	Handle & plunger
41548	1	Tube			



One Lincoln Way
St. Louis, MO 63120-1578
(314) 679-4200

SECTION - M26
PAGE - 1A