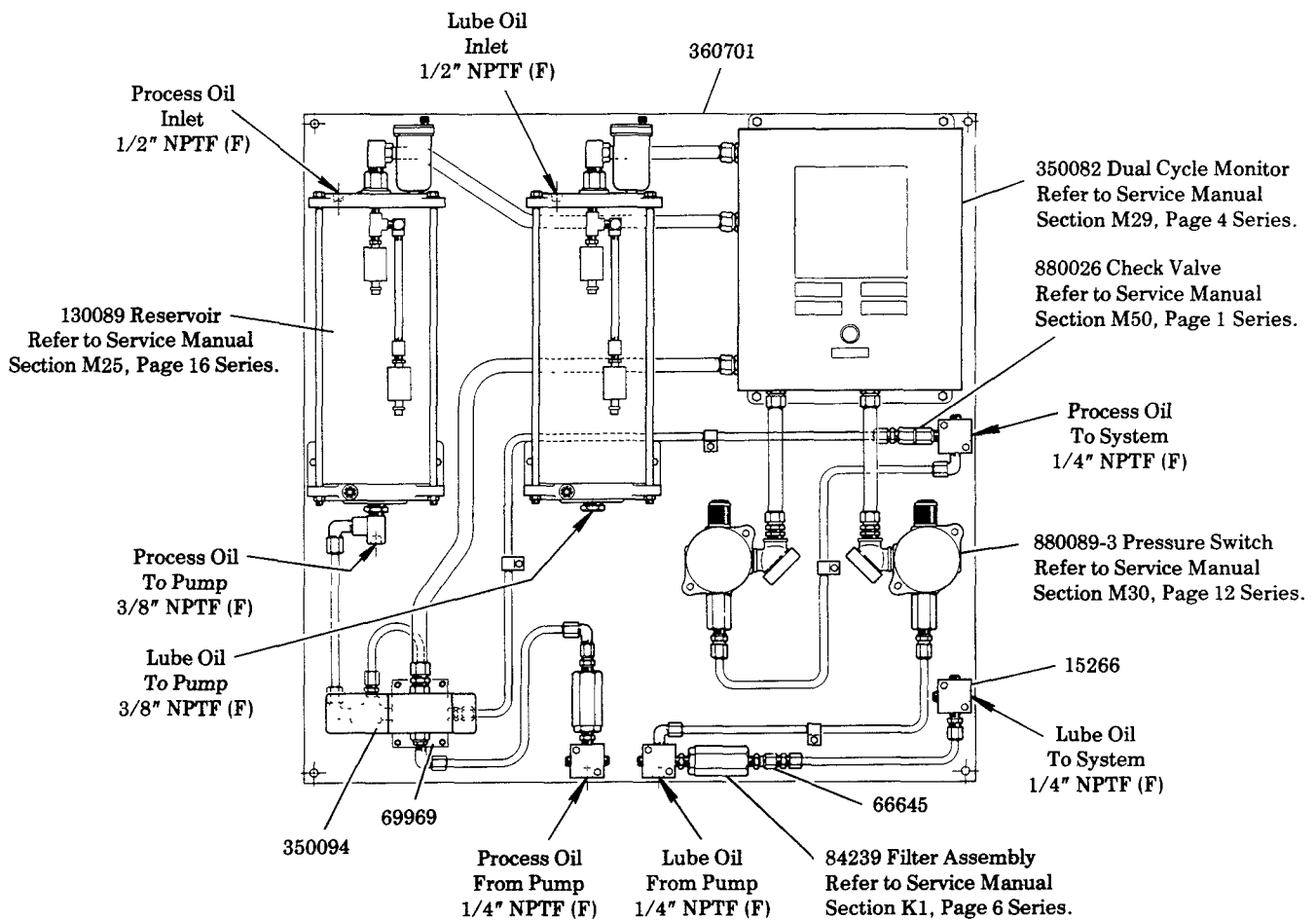


PLATE MOUNTED LUBE SYSTEM



Model 130040

Series " B "



SPECIFICATIONS

MAX. VISCOSITY OF OIL TO INLET - 10,000 SSU
MAX. WORKING PRESSURE - 6,000 PSI

SERVICE PARTS

PART	QUAN.	DESCRIPTION	PART	QUAN.	DESCRIPTION
15266	4	Anchor cross	350082	1	Dual cycle monitor
66645	2	Swivel union	350094	1	Solenoid valve
69969	1	Baseplate	360701	1	Mounting plate
84239	2	Filter assembly	880026	1	Check valve
130089	2	Reservoir assembly	880089-3	2	Pressure switch

NOTE: For additional information refer to Form 9876 Series.

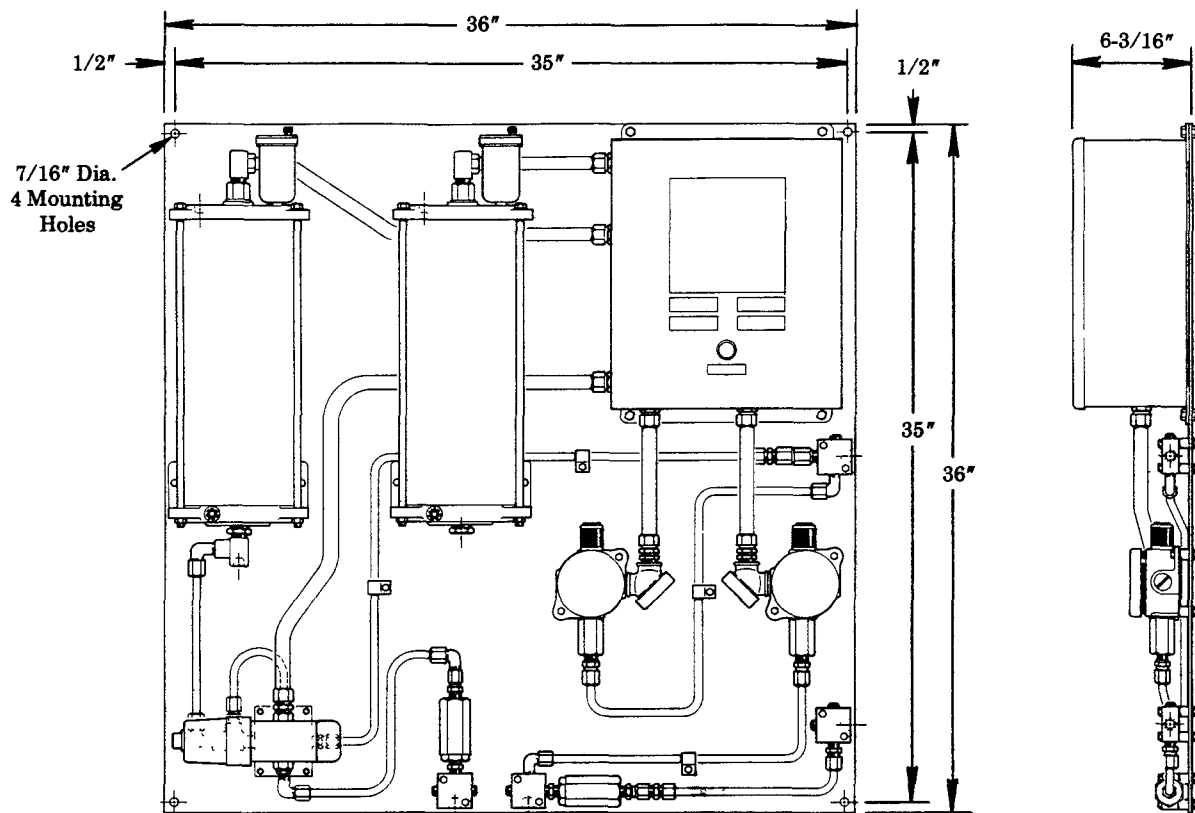
LINCOLN ST. LOUIS
4010 GOODFELLOW BLVD • ST LOUIS, MO 63120 • (314) 383 5900



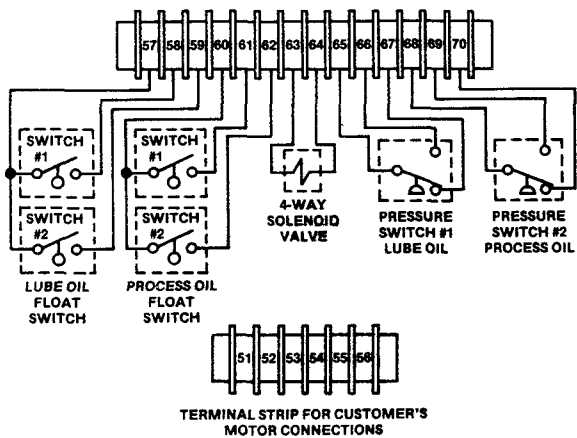
A DIVISION OF
McNEIL
CORPORATION

SECTION - M33
PAGE - 15

MOUNTING DIMENSIONS

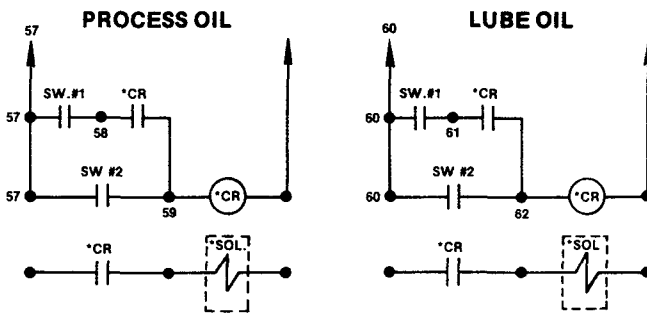


SYSTEM CONNECTIONS



AUTOMATIC FILL WIRING DIAGRAM

(SWITCHES SHOWN WITH RESERVOIR FULL OF OIL.)



*CR - CONTROL RELAY
(Must not exceed rating of switch.
Refer to Service Manual
Section M25, Page 16 Series.)

*SOL. - 2-WAY SOLENOID VALVE

*Supplied by Customer.

RETAIN THIS INFORMATION FOR FUTURE REFERENCE

When ordering replacement parts, list: Part Number, Description, Model Number, and Series Letter.
LINCOLN ST. LOUIS provides a Distributor Network that stocks equipment and replacement parts.